

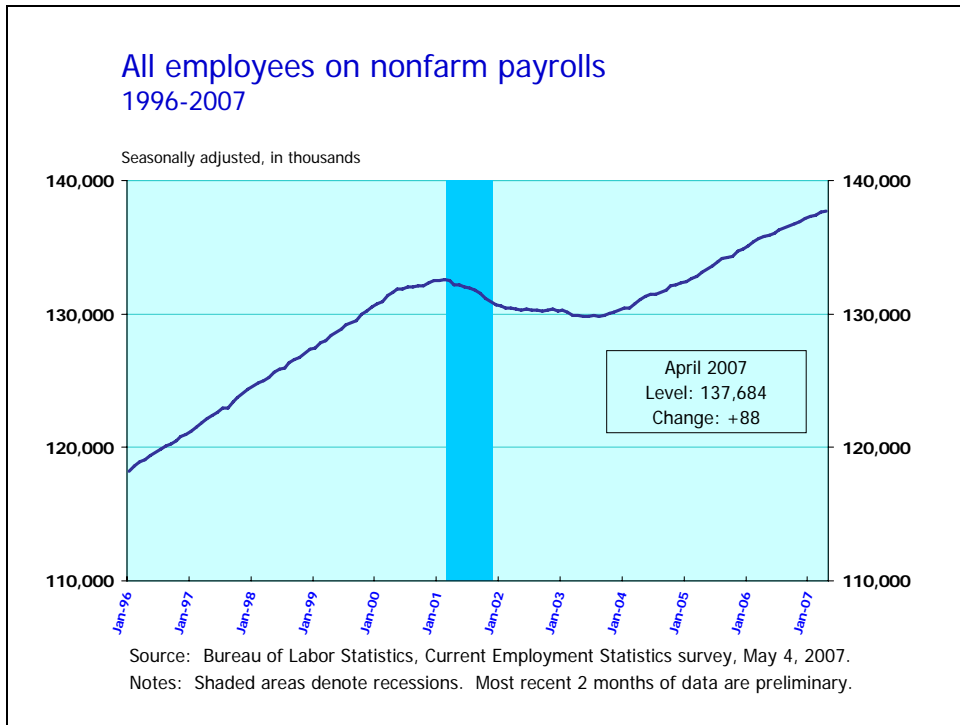


# **Current Employment Statistics**

## **Highlights**

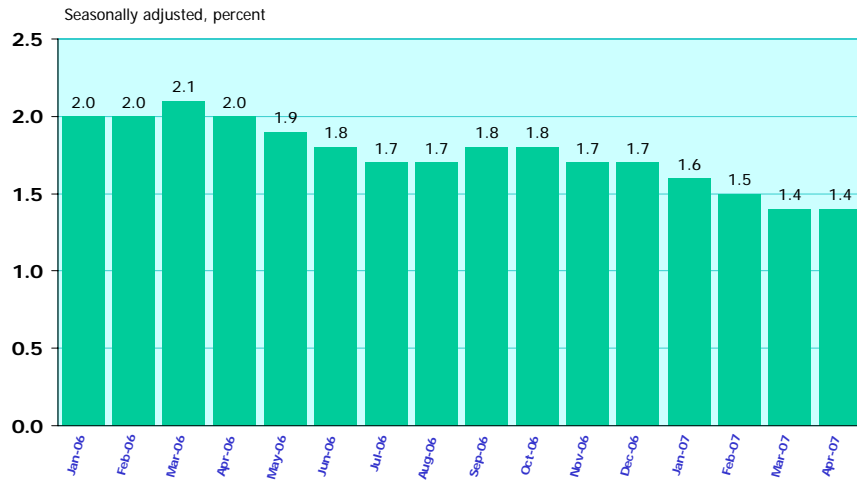
**April 2007**

Bureau of Labor Statistics  
May 4, 2007



- Nonfarm employment edged up in April with the addition of 88,000 jobs.
- So far in 2007, payroll job gains have averaged 129,000 per month, compared with an average gain of 189,000 in 2006.
- Employment has risen by 7.9 million since reaching a low point in August 2003.

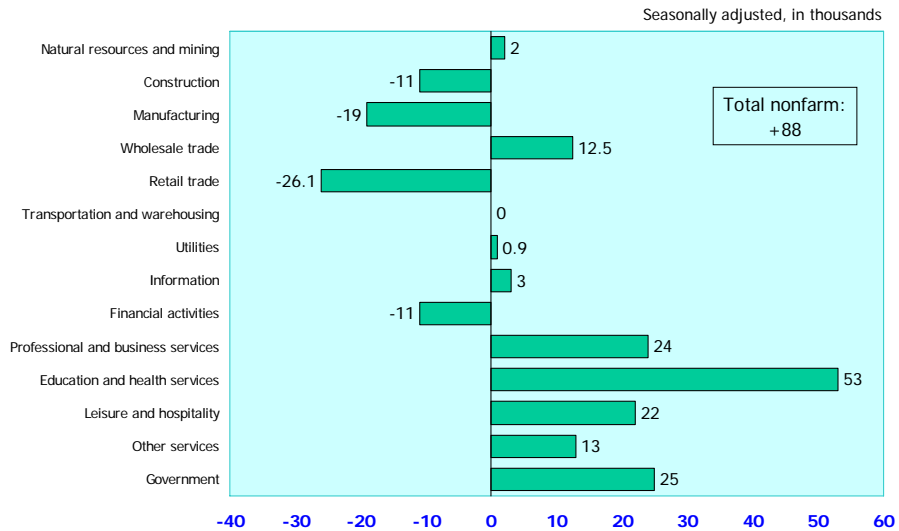
## Employment in total nonfarm Over-the-year percent change, 2006-07



Source: Bureau of Labor Statistics, Current Employment Statistics survey, May 4, 2007.  
Note: Most recent 2 months of data are preliminary.

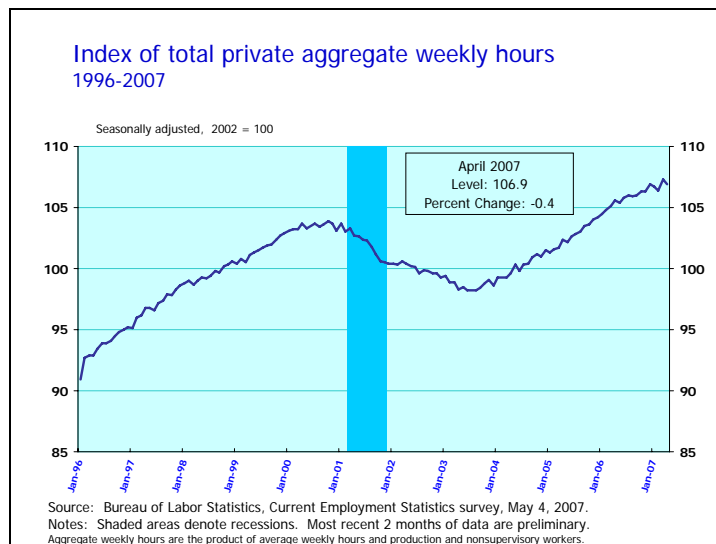
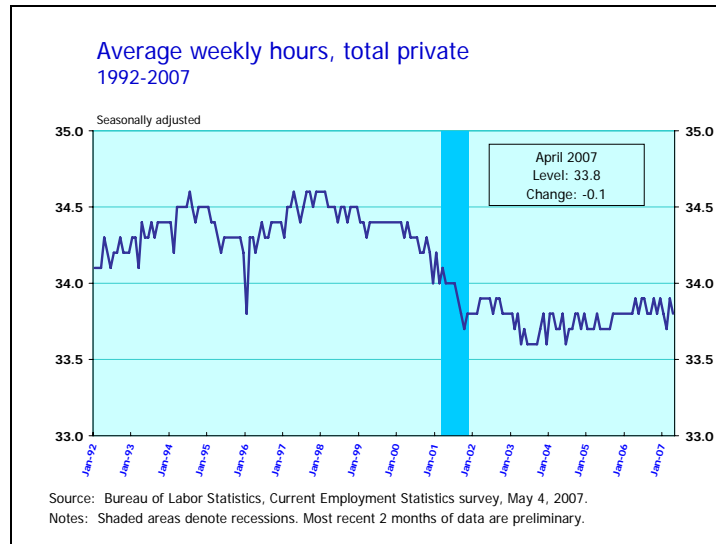
- Total nonfarm employment has expanded every month in the past year. Despite the continued growth, there has been a consistent deceleration in employment growth over this time period.

## Employment in total nonfarm and supersectors Over-the-month change, April 2007

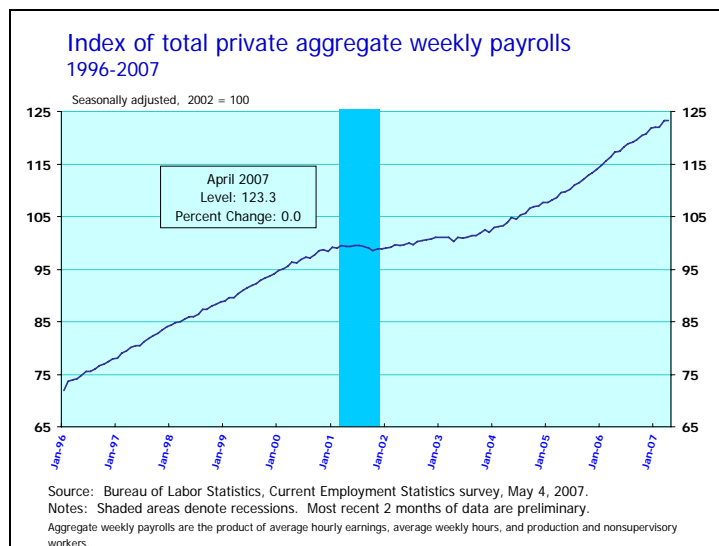
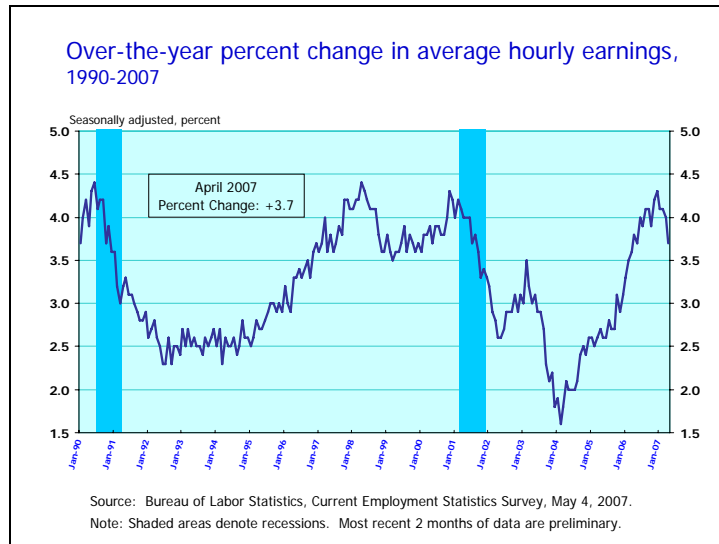


Source: Bureau of Labor Statistics, Current Employment Statistics survey, May 4, 2007.  
Note: Data are preliminary.

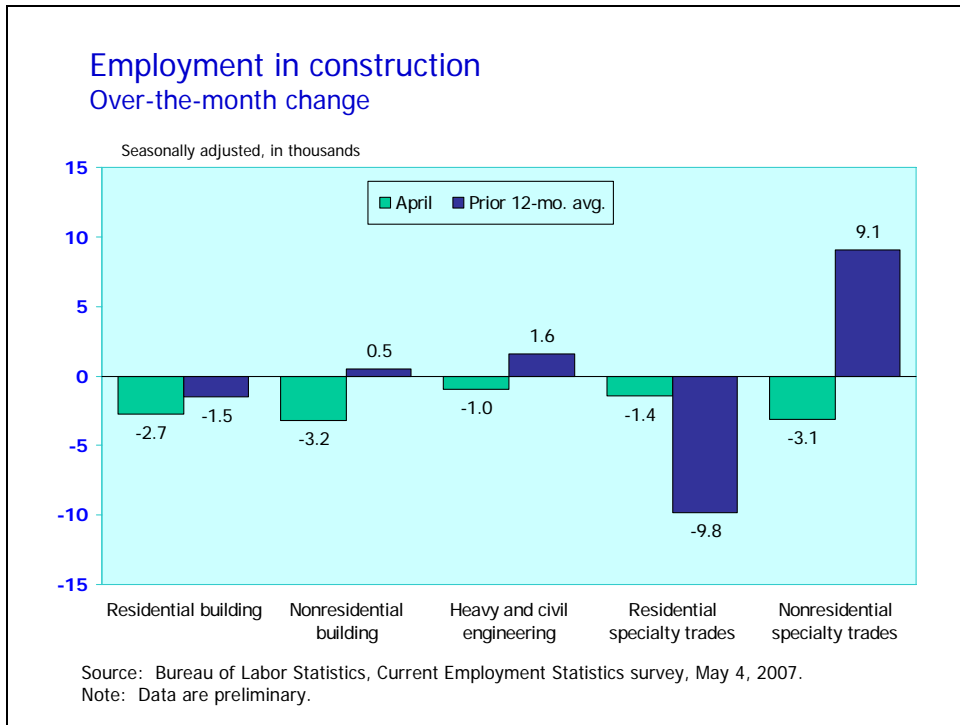
- Employment growth in April was concentrated in education and health services. Professional and business services, leisure and hospitality, and government also reported continued gains. Weakness in retail trade and manufacturing restrained growth in April.
- Education and health services added 53,000 jobs; this supersector accounted for about 60 percent of the gain in nonfarm employment. Growth was centered within health care and social assistance, with widespread increases throughout its components.



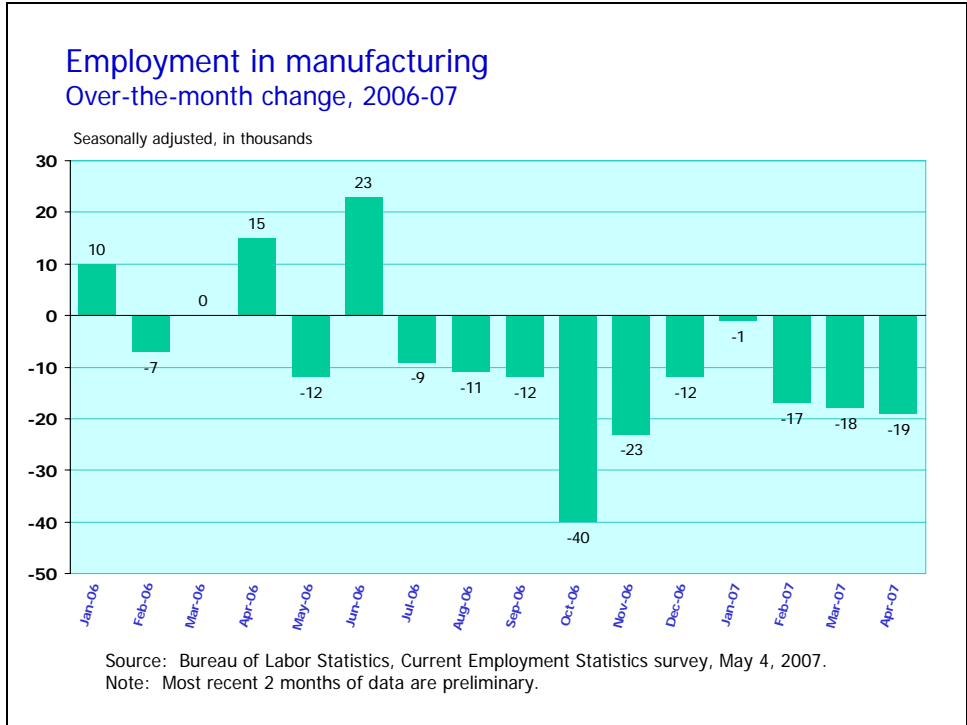
- Average weekly hours of production and nonsupervisory workers on nonfarm payrolls decreased 0.1 hour in April. The workweek has held steady recently, remaining within a 0.2-hour range since June 2004.
- The index of total private aggregate weekly hours decreased by 0.4 percent in April, following a rise of 0.9 in March. Since reaching a trough in August 2003, the index has increased by 8.9 percent.



- Average hourly earnings for production and nonsupervisory workers on nonfarm payrolls rose by 4 cents in April, compared with a prior 12-month average gain of 6 cents. Over the year, average hourly earnings have risen by 3.7 percent.
- The index of total private aggregate weekly payrolls was flat in April. Over-the-month increases in average hourly earnings and production workers were offset by a decline in average weekly hours.

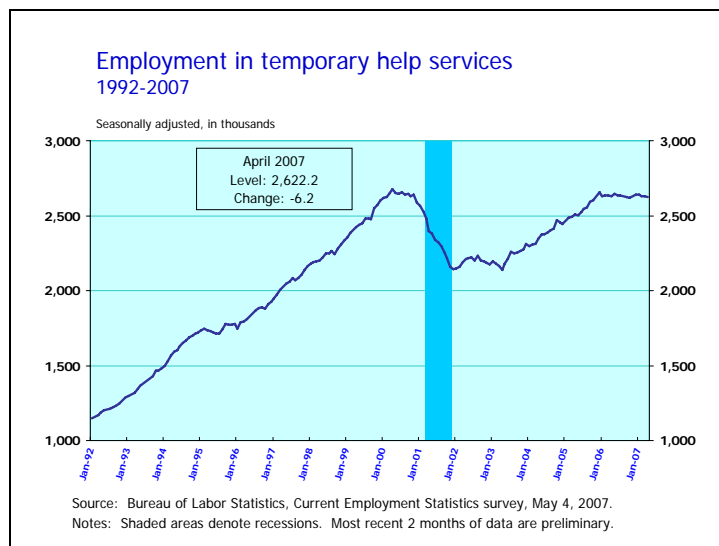
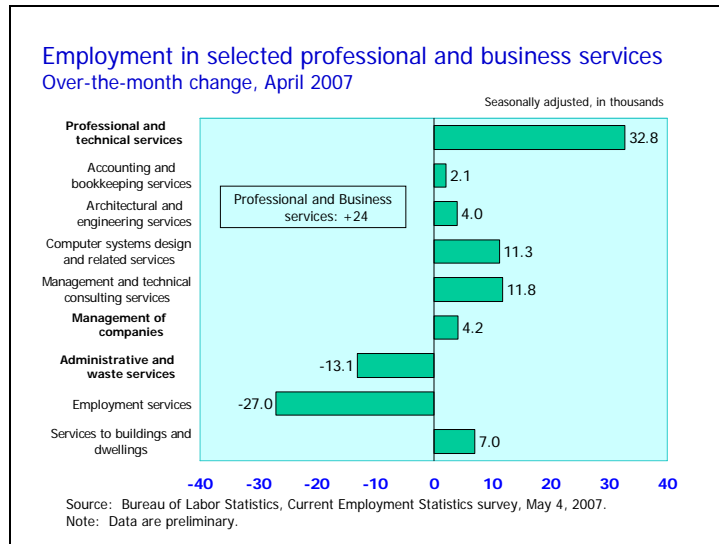


- Construction employment was little changed in April following large offsetting movements in the prior 2 months. Companies reported a smaller than normal spring buildup, resulting in little change in employment in the sector after seasonal adjustment.
- In contrast with recent months, April's employment change in nonresidential construction fell short of trend relative to employment in residential construction.

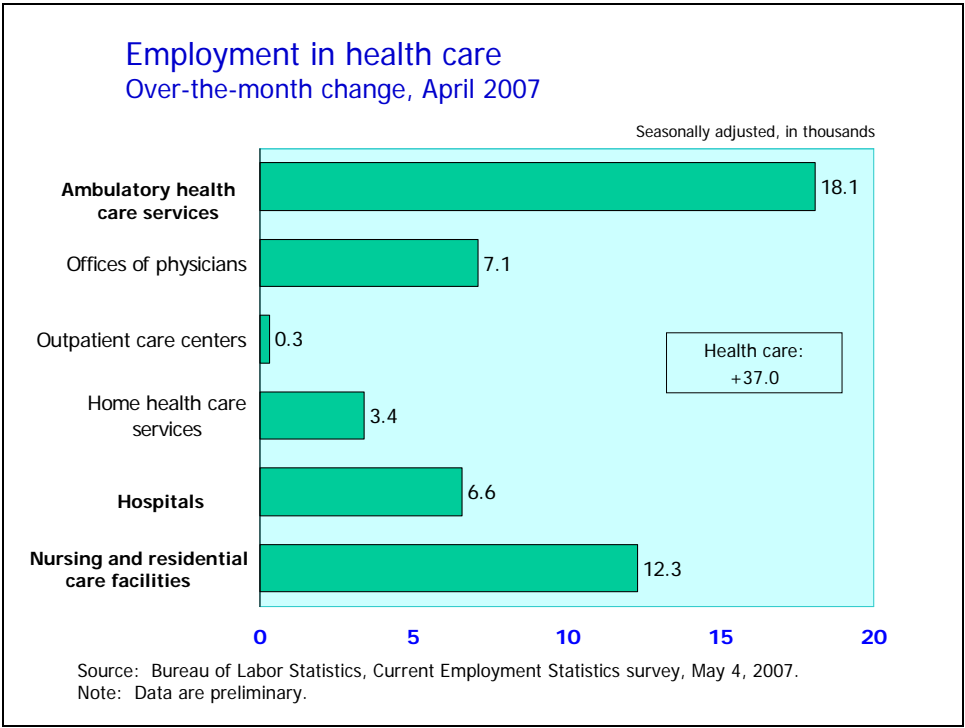


- Manufacturing continued its long-term decline, cutting 19,000 jobs in April. Losses were widespread, both in durable and nondurable goods industries. Job losses were partially offset by 6,500 shipbuilding workers returning from a strike.
- The average manufacturing workweek for production workers edged down 0.1 hour to 41.1 hours, seasonally adjusted. The factory workweek is 0.4 hour below its most recent peak reached in July 2006.
- Average weekly overtime hours of production workers fell by 0.1 hour to 4.2 hours in April, seasonally adjusted.





- Employment in professional and business services rose by 24,000 in April, compared to its prior 12 month average gain of 35,000. Growth was concentrated entirely within the professional and technical services industry (33,000), with solid gains in computer systems design and related services, and management and technical consulting services.
- Temporary help services reported continued weakness in April, with employment relatively flat. Over the past year, employment in the industry has also been little changed.



- Employment in health care rose by 37,000 in April, compared to a prior 12-month average change of 29,000. Growth was widespread with all the major components of this industry adding jobs in April.