

Contents

[Summary](#)

[Mining & Logging](#)

[Construction](#)

[Manufacturing](#)

[Wholesale Trade](#)

[Retail Trade](#)

[Transportation, Warehousing, & Utilities](#)

[Information](#)

[Financial Activities](#)

[Professional & Business Services](#)

[Private Education & Health Services](#)

[Leisure & Hospitality](#)

[Other Services](#)

[Government](#)

Current Employment Statistics Highlights



October 2014

Release Date: November 7, 2014

Prepared by Staff of the National Estimates Branch
Current Employment Statistics Survey
U.S. Bureau of Labor Statistics

202-691-6555

[Email CES](#)

Current Employment Statistics Survey Summary, October 2014

Total Nonfarm + 214,000
Total Private + 209,000

Nonfarm payroll employment rose by 214,000 in October. Food services and drinking places, retail trade, and health care added jobs.

The employment change for August revised up from 180,000 to 203,000, and the change for September revised up from 248,000 to 256,000. Incorporating revisions, employment has increased by an average 224,000 per month over the past 3 months.

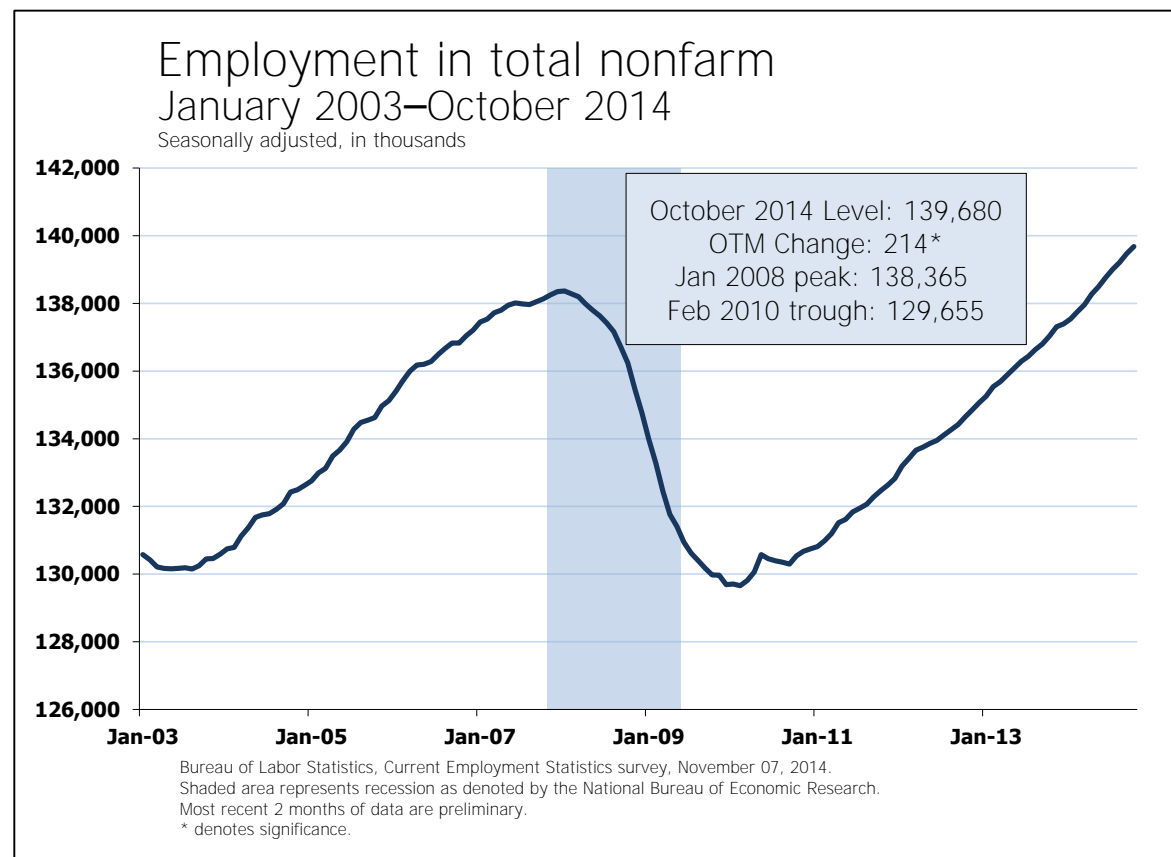
Average hourly earnings of all employees in the private sector edged higher in October (+3 cents), following no change in September. Over the year, hourly earnings are up 2.0 percent. Average weekly hours increased 0.1 hour to 34.6 hours in October.

+ 52,000 Leisure and hospitality

Employment rose in leisure and hospitality, with food services and drinking places accounting for 42,000 of the job gain. Over the year, food services and drinking places has added 319,000 payroll jobs.

+ 27,000 Retail trade

Retail trade added 27,000 jobs in October. Within the sector, general merchandise stores added 12,000 jobs, and automobile dealers added 4,000 jobs.



+ 41,000 Education and health services

In October, health care providers added 25,000 jobs, similar to an average monthly gain of 21,000 over the prior 12 months. In October, employment in ambulatory health care services rose by 19,000, with home health care services contributing 7,000 jobs.

+ 12,000 Construction

Construction employment continued to trend up in October, with employment gains coming from residential specialty trade contractors. Over the year, construction has added 231,000 jobs.

Current Employment Statistics Survey Summary, October 2014

+ 15,000 Manufacturing

Manufacturing employment also continued to trend up in October. Over the month, gains occurred in machinery, furniture and related products, and semiconductors and electronic components. Over the year, manufacturing has added 170,000 jobs.

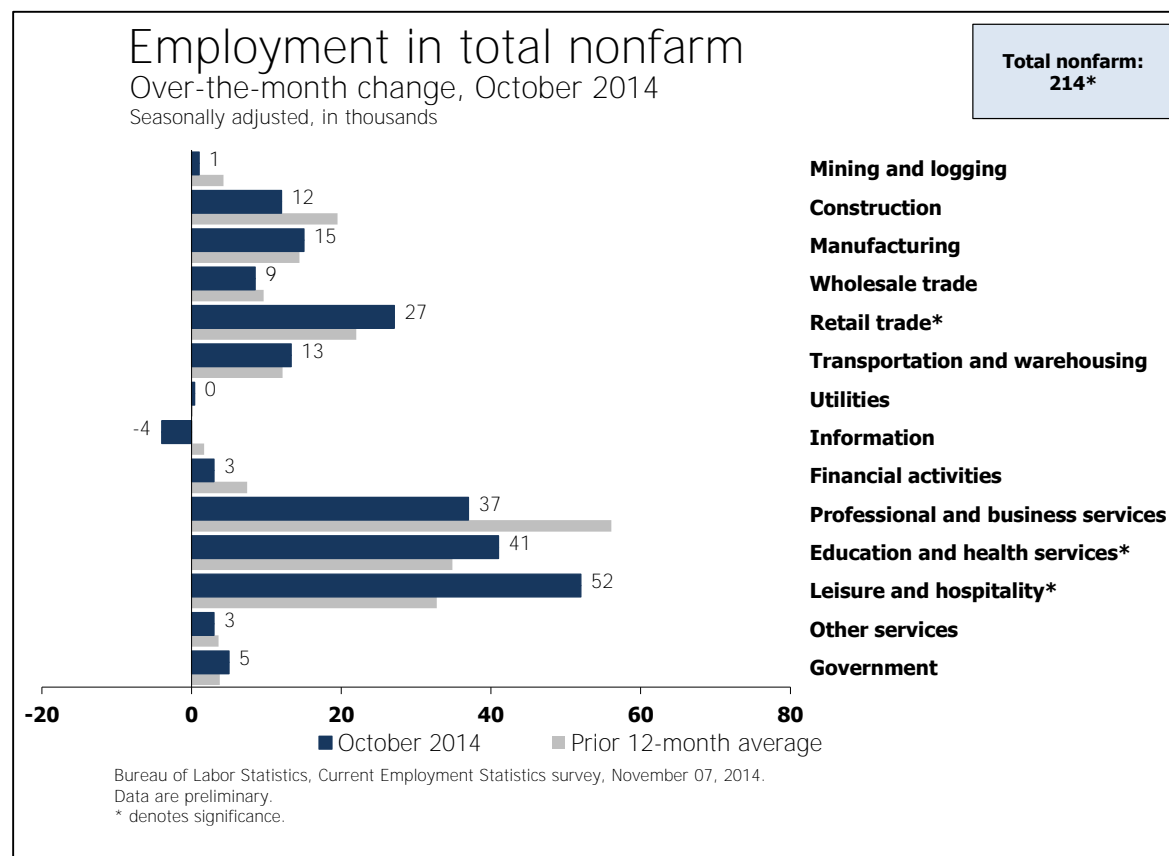
+ 37,000 Professional and business services

Employment in professional and business services continued to trend up in October. Within professional and technical services (+20,000), employment continued to trend up in architectural and engineering services, in computer systems design and related services, and in management and technical consulting services. Temporary help employment also continued to trend up (+15,000) in October.

Over the year, employment in professional and business services has grown by an average of 55,000 per month.

+ 5,000 Government

In October, a job gain of 11,000 in local government, excluding education, was partly offset by a loss of 3,000 jobs in the U.S. Postal Service. Postal employment was essentially unchanged over the year.

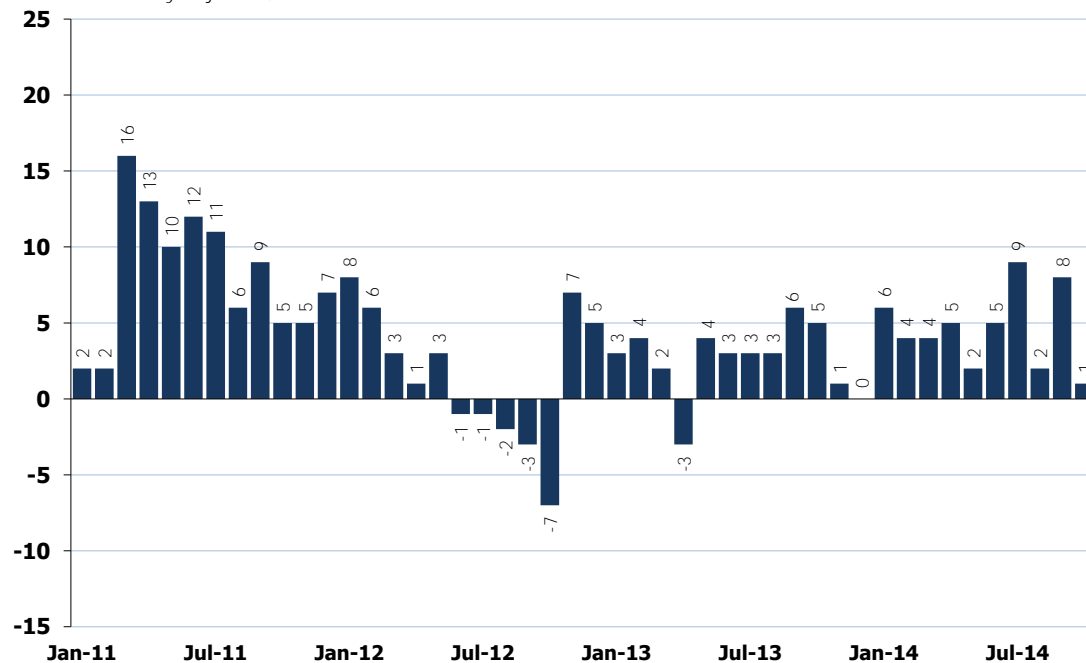


Mining and Logging

Employment in mining and logging

Over-the-month change, January 2011–October 2014

Seasonally adjusted, in thousands

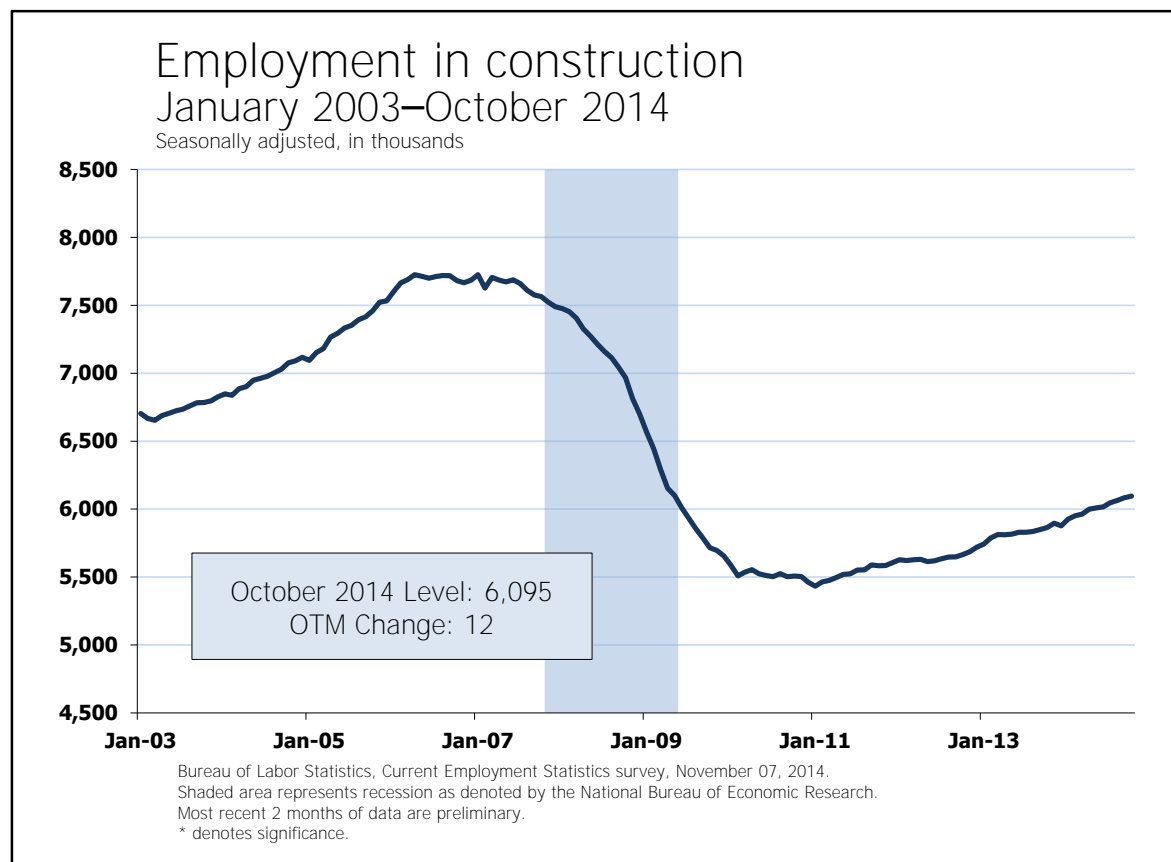


Bureau of Labor Statistics, Current Employment Statistics survey, November 07, 2014.
Most recent 2 months of data are preliminary.

Employment in mining and logging was essentially flat in October.

Within mining, oil and gas extraction added 3,000 jobs, while employment changed little among other component industries. The overall weakness in mining employment coincides with a drop of approximately 10 percent in West Texas Intermediate crude oil prices as reported by the [U.S Energy Information Administration](#).

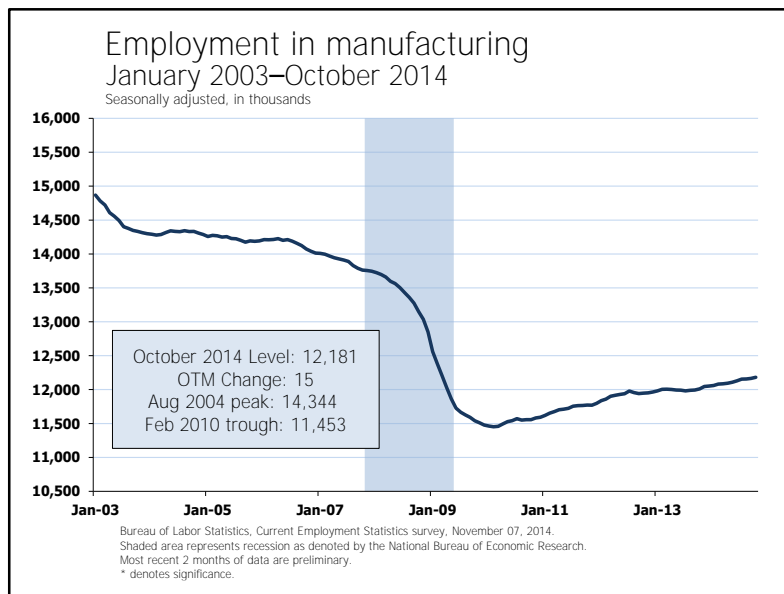
Construction



Employment in construction continued to trend upward in October (+12,000), bringing the current 12-month net job gain to 231,000.

Within the sector, employment in residential specialty trade contractors continued to trend up in October (+10,000), and job gains totaled 81,000 over the year.

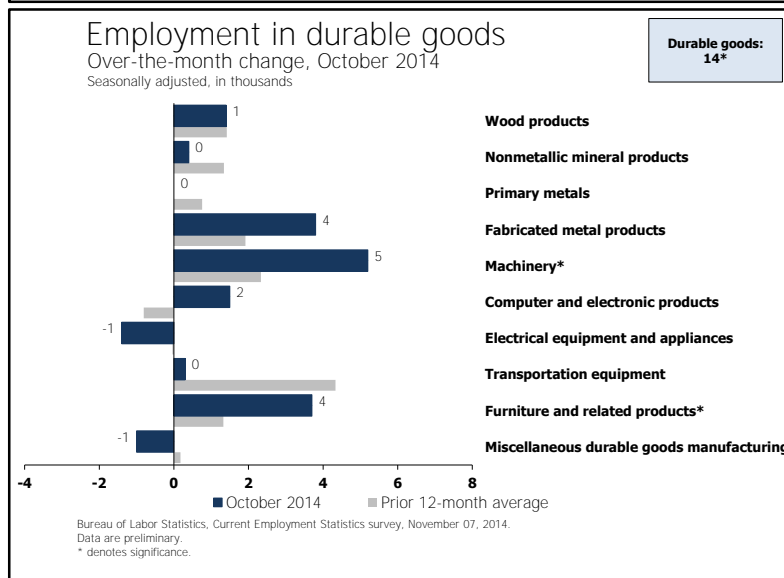
Manufacturing



Manufacturing employment continued to trend up in October (+15,000). Over the month, durable goods employment increased by 14,000. Since the manufacturing employment trough in February 2010, manufacturing has added 728,000 jobs, mostly in durable goods.

The 1-month diffusion index rose to 58.6 in October from 53.1 in September. The diffusion index measures the dispersion of employment change in manufacturing, with a value above 50 indicating that more manufacturing industries are adding jobs than losing them. October marks the sixteenth consecutive month that the index registered above 50.

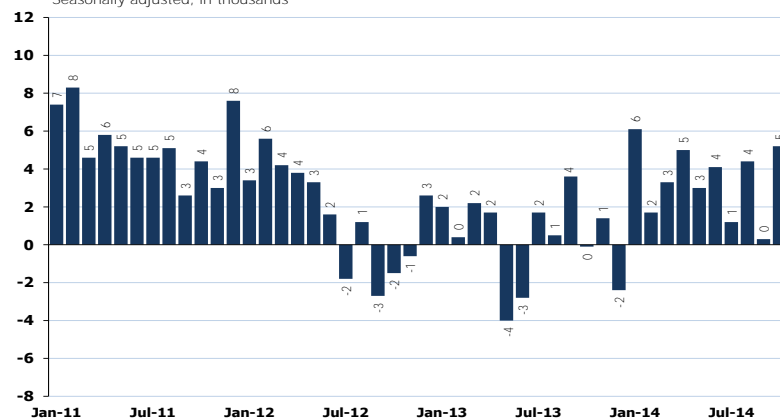
In October, average weekly hours for both all employees and production employees were unchanged at 40.8 and 42.1 hours, respectively.



Manufacturing

Employment in machinery

Over-the-month change, January 2011–October 2014
Seasonally adjusted, in thousands



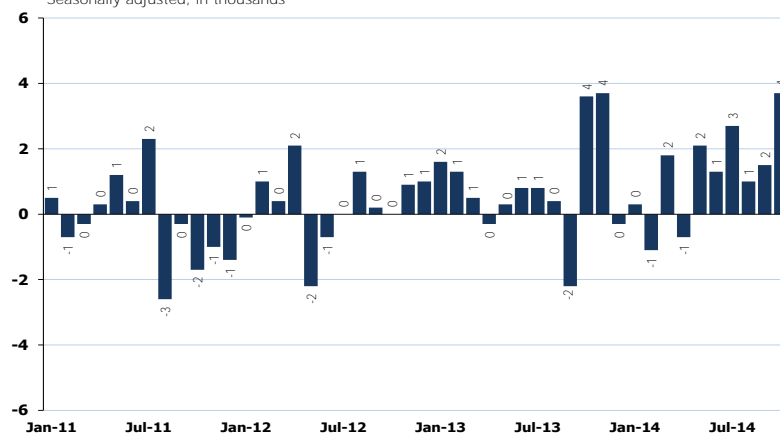
Bureau of Labor Statistics, Current Employment Statistics survey, November 07, 2014.
Most recent 2 months of data are preliminary.

NAICS 333 – Machinery

Machinery manufacturing employment grew by 5,000 in October, bringing its 12-month net job change to 33,000. Since reaching an employment trough in January 2010, the industry has added 164,000 jobs.

Employment in furniture and related products

Over-the-month change, January 2011–October 2014
Seasonally adjusted, in thousands

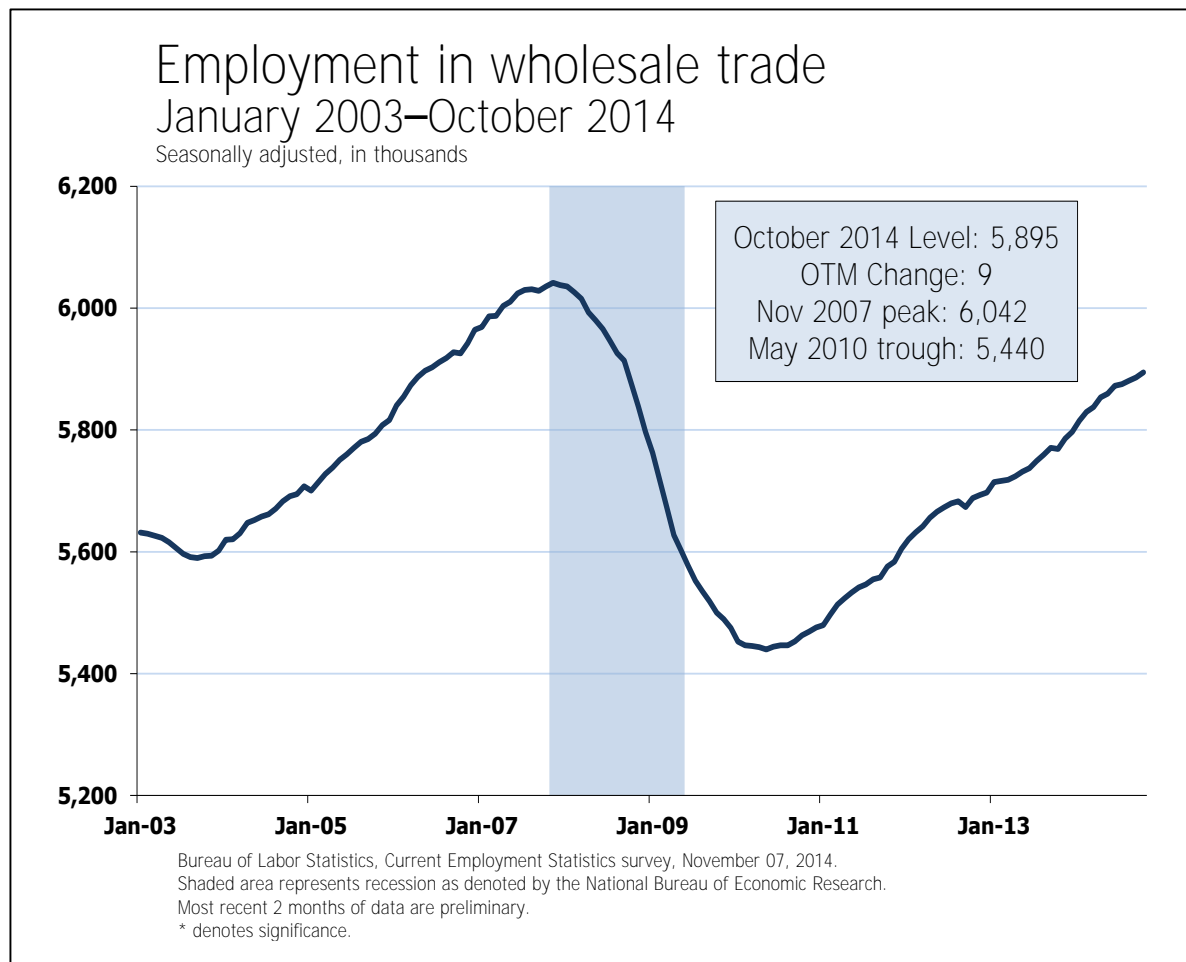


Bureau of Labor Statistics, Current Employment Statistics survey, November 07, 2014.
Most recent 2 months of data are preliminary.

NAICS 337 – Furniture and related products

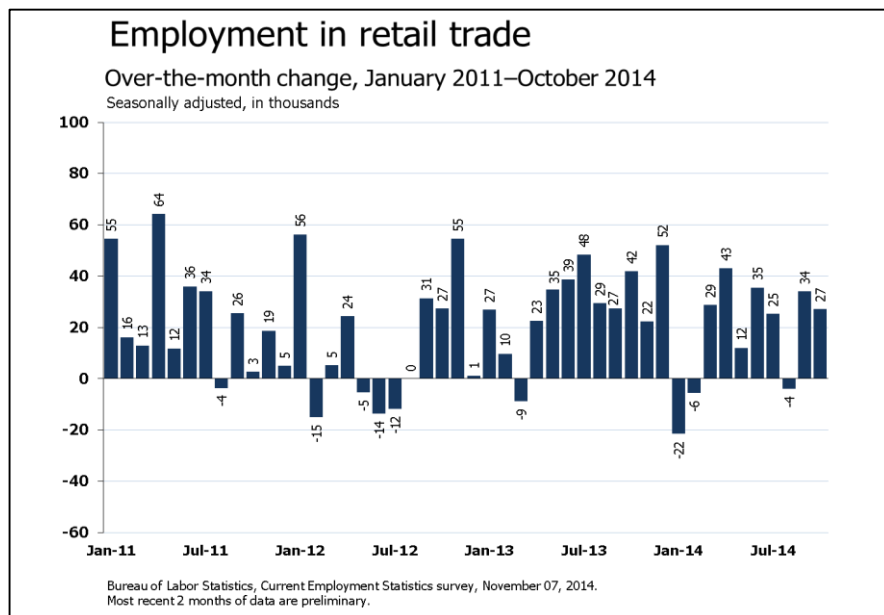
Furniture and related products manufacturing added 4,000 jobs in October, bringing its 6-month net job change to +12,000.

Wholesale Trade



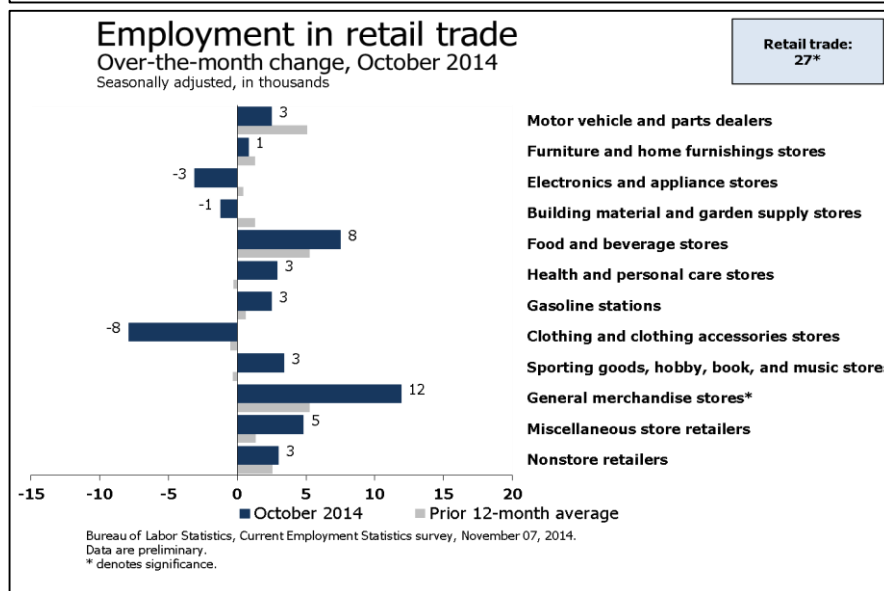
Employment in wholesale trade continued to trend up in October (+9,000). Components within the industry changed little. Wholesale trade has added 126,000 jobs over the past year.

Retail Trade



In October, employment in retail trade increased by 27,000, about in line with the prior 12-month average of 22,000.

Recent retail-related indicators were also positive in October. The [Conference Board](#) noted that the Consumer Confidence Index increased by 5.5. In a pre-holiday retailer and consumer study, the [National Retail Federation](#) reported that 2 out of 5 consumers planned to start their holiday shopping in October.



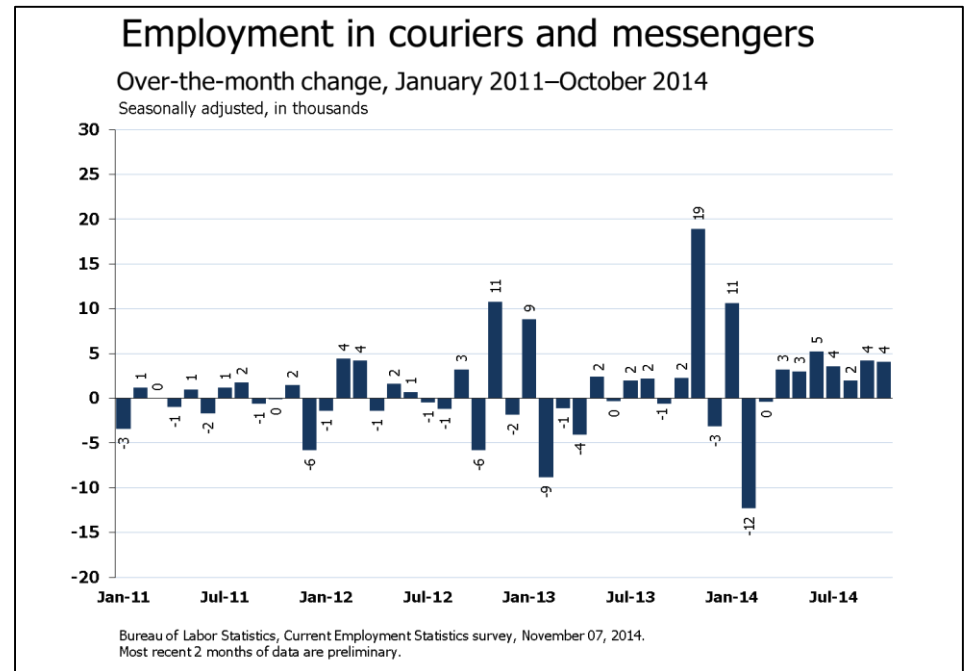
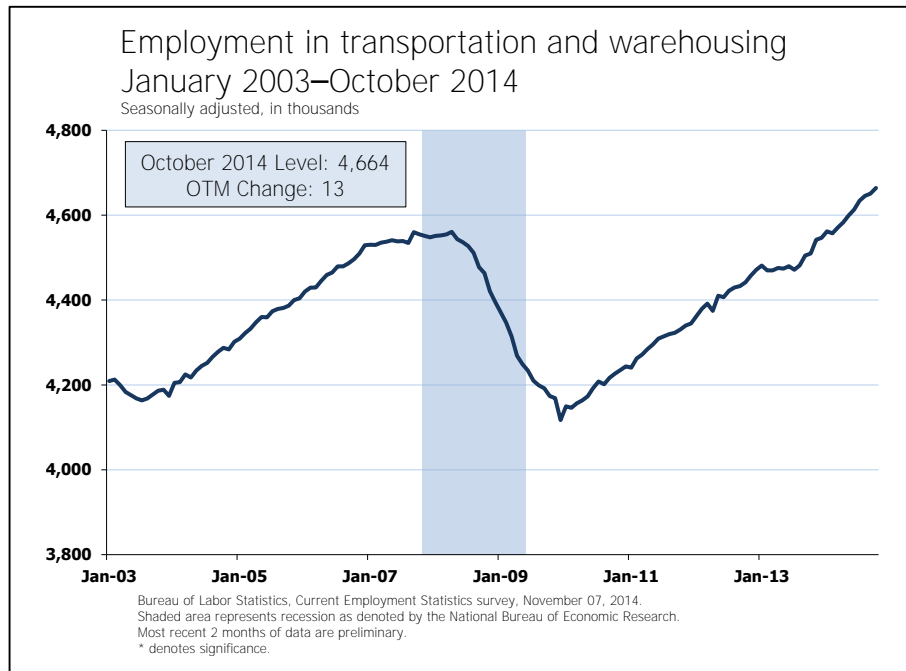
NAICS 441 – Motor Vehicle and Parts Dealers

Within motor vehicles and parts, employment in automobile dealers increased by 4,000 in October, coinciding with strong auto sales. Auto sales (seasonally adjusted annualized rate) were at 16.5 million in October, up 1.1 million from October 2013, as reported by [MotorIntelligence](#).

NAICS 452 – General Merchandise Stores

General merchandise stores employment increased by 12,000 in October, which was more than twice its prior 12-month average (+5,000).

Transportation and Warehousing



Transportation and warehousing employment edged up (+13,000) in October. Over the past 12 months, the industry has added 154,000 jobs.

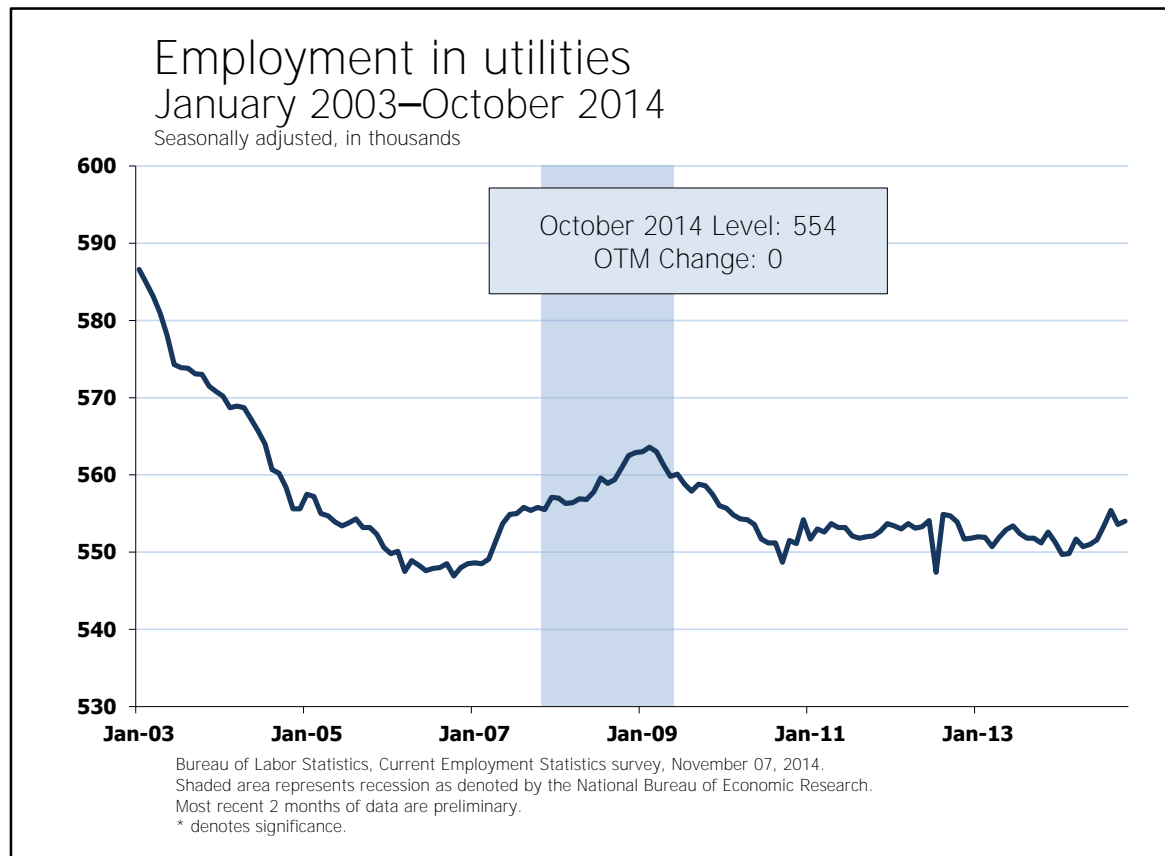
NAICS 481 – Air Transportation

Employment in air transportation increased by 3,000 in October. Over the past 12 months, the industry has added 12,000 jobs.

NAICS 492 – Couriers and Messengers

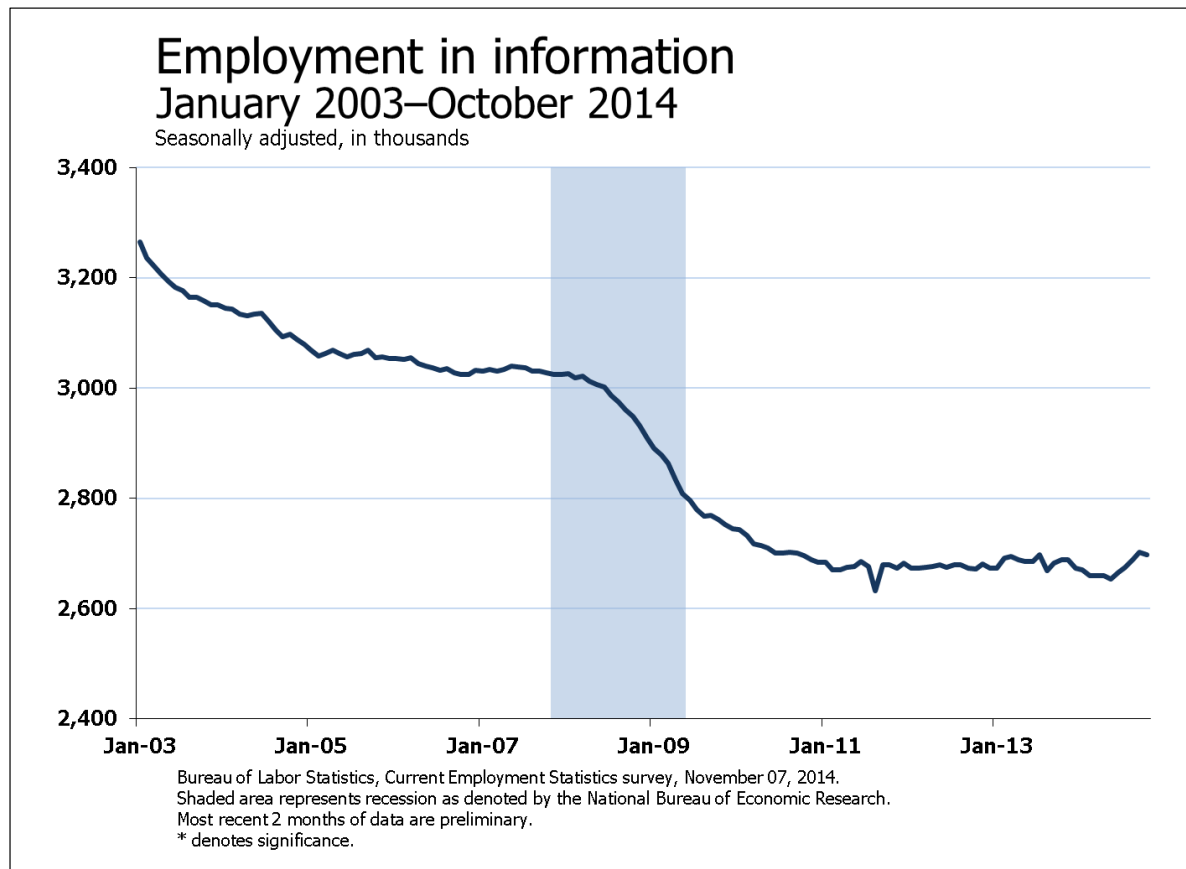
Couriers and messengers added 4,000 jobs in October. Since March, the industry has added 25,000 jobs.

Utilities



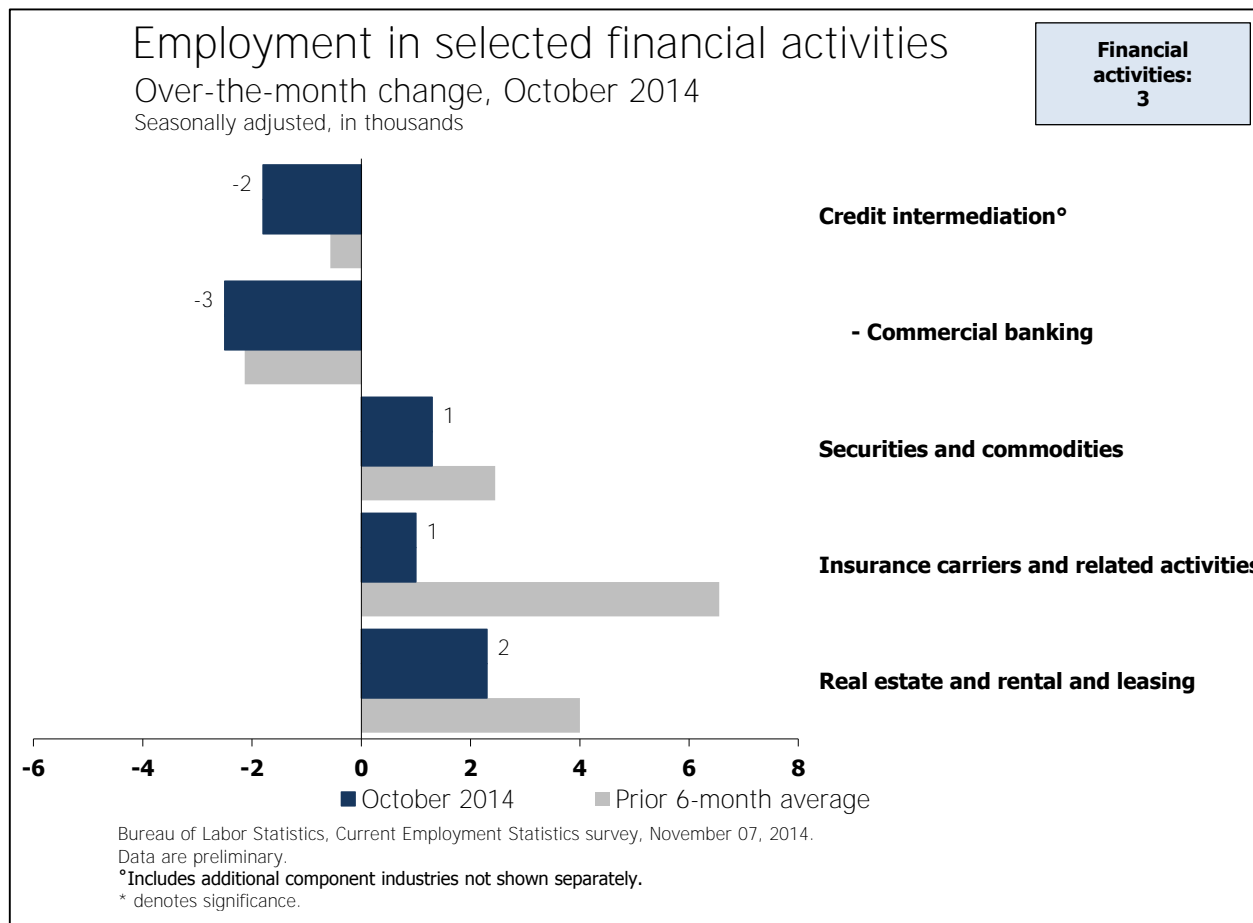
Employment in utilities was unchanged in October. The industry has shown little net employment change over the last 12 months (+3,000).

Information



Information employment changed little (-4,000) in the month of October, with small changes spread throughout the component industries.

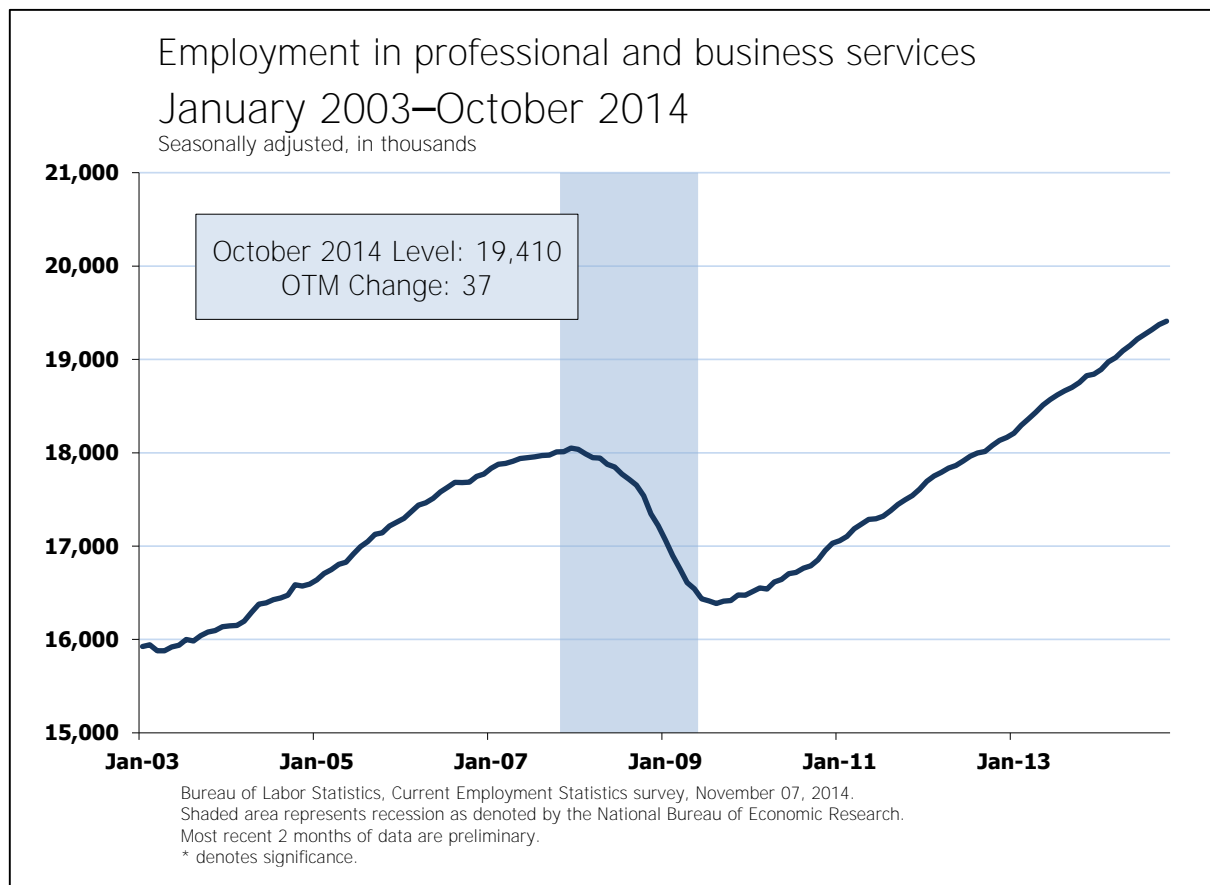
Financial Activities



Financial activities employment changed little (+3,000) in October. Most component industries were near their prior 6-month average employment changes, with the exception of insurance carriers and related activities.

Employment changed little in insurance carriers and related activities in October (+1,000). Job gains had averaged 7,000 per month over the prior 6 months.

Professional and Business Services

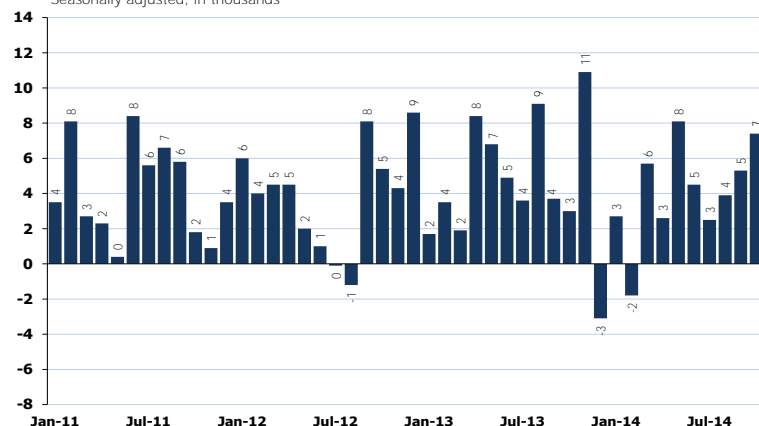


Professional and business services employment continued to trend up in October (+ 37,000). Employment growth was split between two of the component industries – professional and technical services added 20,000 jobs, while administrative and waste services employment continued to trend up (+17,000). Year to date, professional and business services has added 568,000 jobs – 25 percent of the total jobs added to total nonfarm employment during this period.

Private Education and Health Services

Employment in home health care services

Over-the-month change, January 2011–October 2014
Seasonally adjusted, in thousands



Bureau of Labor Statistics, Current Employment Statistics survey, November 07, 2014.
Most recent 2 months of data are preliminary.

In October, private education and health services employment increased by 41,000. Within the industry, health care added 25,000 jobs, while private educational services employment (+14,000) and social assistance employment (+3,000) continued to trend up over the month.

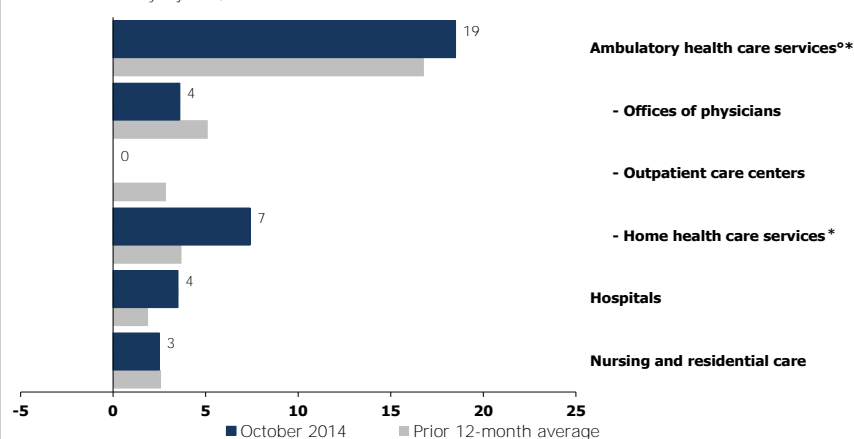
NAICS 6216 – Home health care services

Within ambulatory health care services, home health care services added 7,000 jobs in October, marking the industry’s eighth consecutive month of job gains. Over the past 12 months, the industry has added 49,000 jobs, accounting for nearly 20 percent of employment growth in health care over the same period.

Employment in selected health care industries

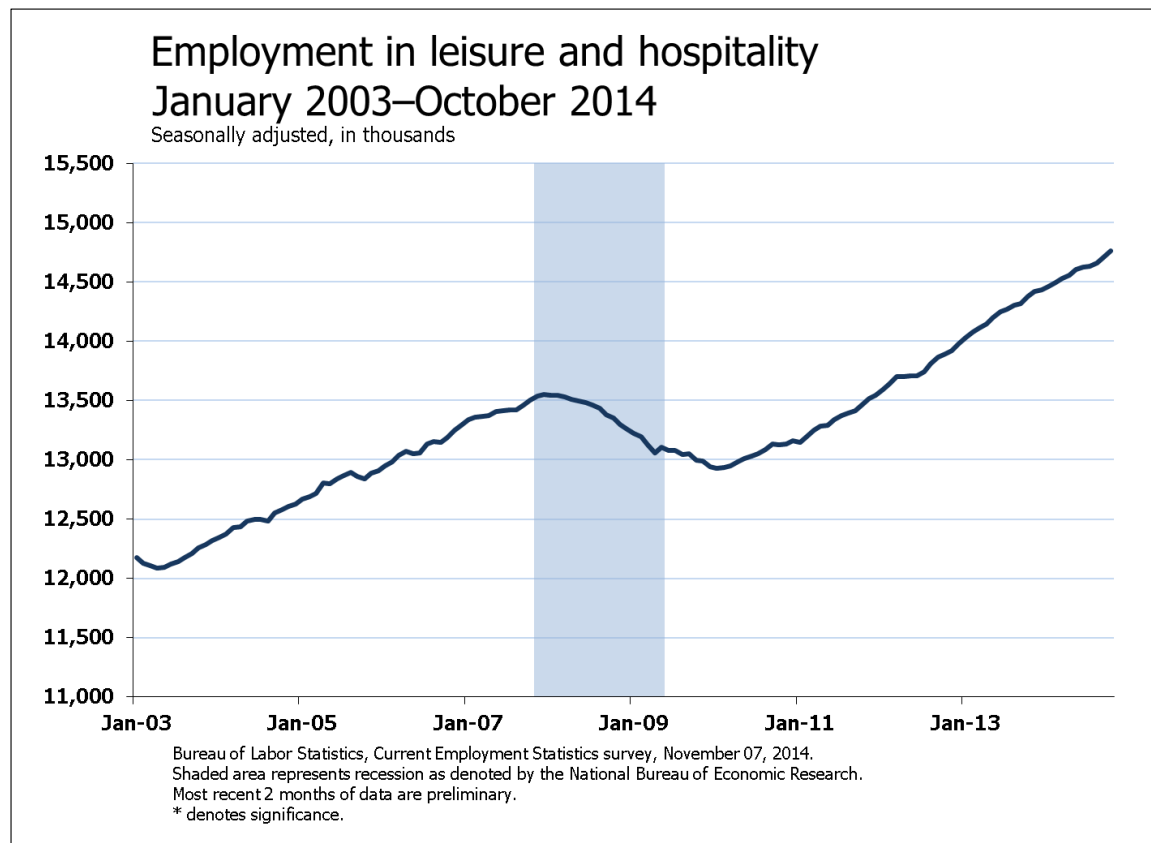
Over-the-month change, October 2014
Seasonally adjusted, in thousands

Health care industries: 25*



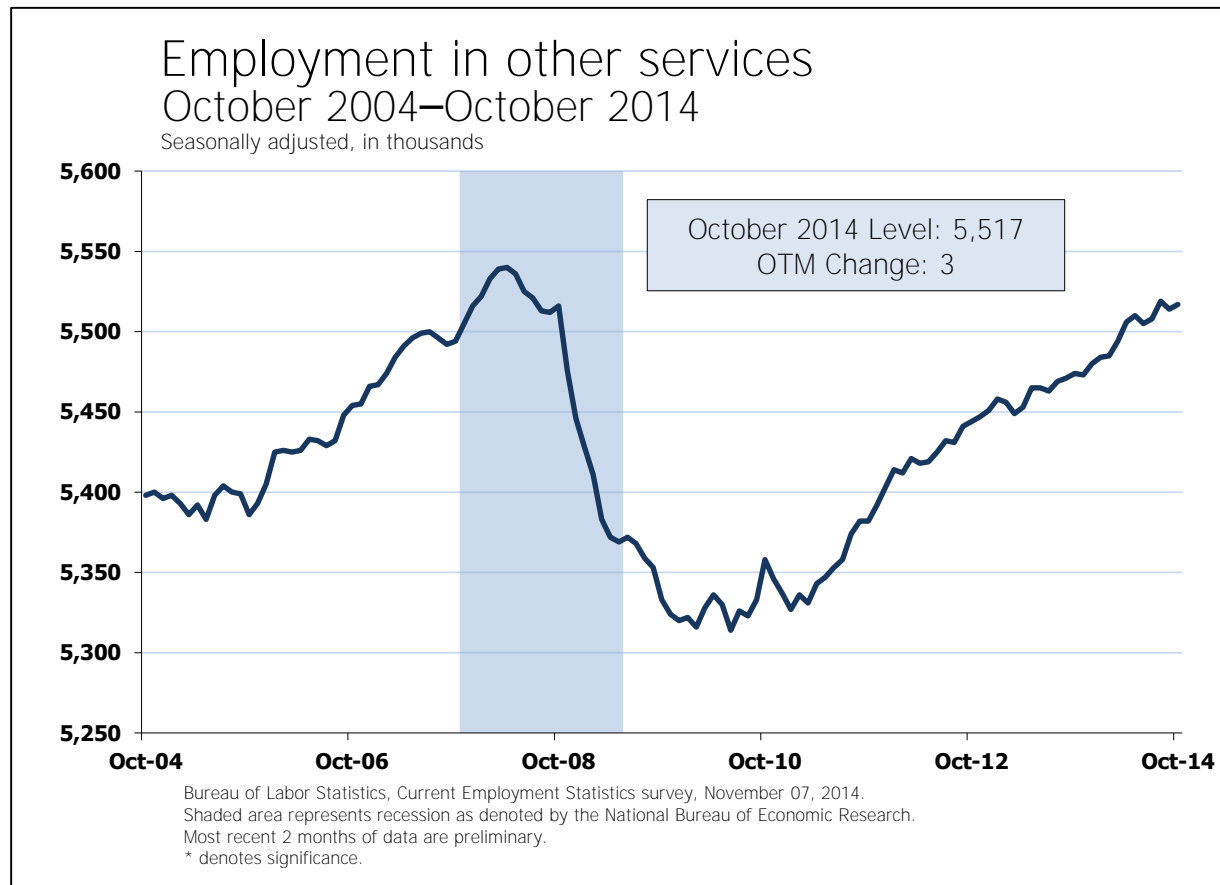
Bureau of Labor Statistics, Current Employment Statistics survey, November 07, 2014.
Data are preliminary.
**Includes additional component industries not shown separately.
* denotes significance.

Leisure and Hospitality



Leisure and hospitality continued to show strength in October, adding 52,000 jobs. Employment in food services and drinking places grew by 42,000, accounting for most of leisure and hospitality's job gains.

Other Services



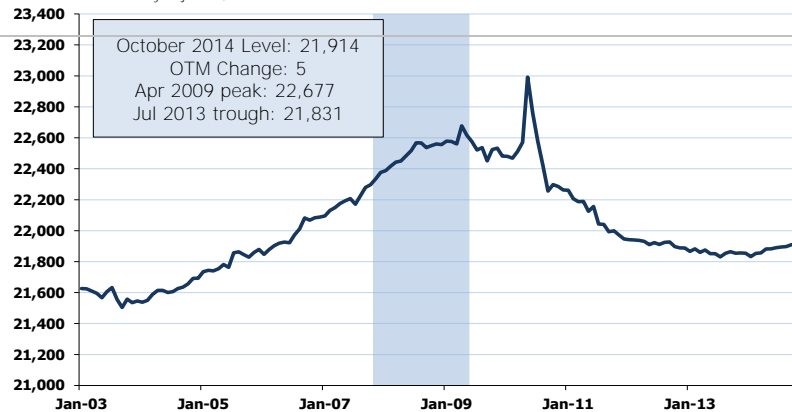
Employment in other services was about unchanged in October, with little movement occurring in any component industry. As of October, other services had regained about 90 percent of the jobs lost in the most recent downturn.

Government

Employment in government

January 2003–October 2014

Seasonally adjusted, in thousands



Bureau of Labor Statistics, Current Employment Statistics survey, November 07, 2014.
 Shaded area represents recession as denoted by the National Bureau of Economic Research.
 Most recent 2 months of data are preliminary.
 * denotes significance.

Government employment changed little in October (+5,000). Over the past 12 months, government has added 60,000 jobs, on net. Nearly all of the 12-month job gain was concentrated in local government.

NAICS 932—Local government, excluding education

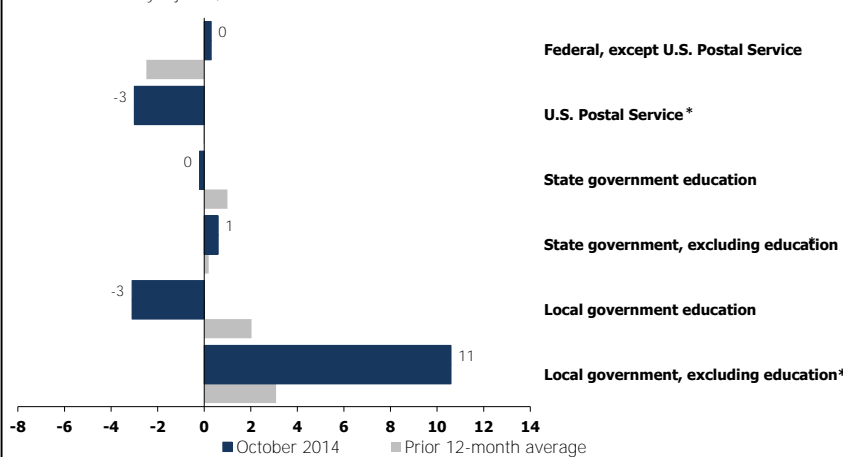
Local government, excluding education added 11,000 jobs over the month, after a loss of 8,000 jobs in September. Over the past 12 months, the industry has added 47,000 jobs.

Employment in selected government

Over-the-month change, October 2014

Seasonally adjusted, in thousands

Government:
5



Bureau of Labor Statistics, Current Employment Statistics survey, November 07, 2014.
 Data are preliminary.
 * denotes significance.



CES Analysts

Michael Calvillo

Steve Crestol

Brittney Forbes

Lyda Ghanbari

Mike McCall

John Mullins

Michael Osifalujo

Edward Park

Kara Sullivan

Parth Tikiwala

**Prepared by Staff of the National Estimates Branch
Current Employment Statistics Survey
U.S. Bureau of Labor Statistics**

202-691-6555

[Email CES](#)