

Evaluating Diary Collection Mode Changes in the Context of the COVID-19 Pandemic

Brett McBride and Nikki Graf
Federal Committee on Statistical Methodology
2021 Research and Policy Conference
Session E-5
November 3, 2021



Consumer Expenditure Surveys

- Surveys produced by the Bureau of Labor Statistics (BLS) collecting detailed expenditure information for a national sample of households
- Diary Survey
 - ▶ 2 one-week self-administered (paper) diaries
 - ▶ Collect daily, small and easily forgotten expenses
 - ▶ Approximately 17,800 sampled households per year, 53 percent response rate (2019)



Time Periods and Protocol Changes

- **Baseline:** January – March 18, 2020
 - ▶ Involved usual procedures
- **Period 1:** March 19 – May 2020
 - ▶ Census stopped personal visits and the Census National Processing Center closed
 - ▶ Diary completion: FRs called respondents, transcribed entries into a paper diary
- **Period 2:** June 2020
 - ▶ Online diaries with an alternative of phone transcription
- **Period 3 (this talk):** July – December 2020
 - ▶ Diary completion: online diary, telephone transcription, or ‘traditional’ personal visits



Data Analyzed

- Consumer Units (CUs) with complete diaries from July to December, 2020
- Excluded: diaries with no entries (no reported expenditures), diaries from CUs temporarily away from home during the reporting period
- Final analysis dataset: 5,205 diaries (2,706 CUs)

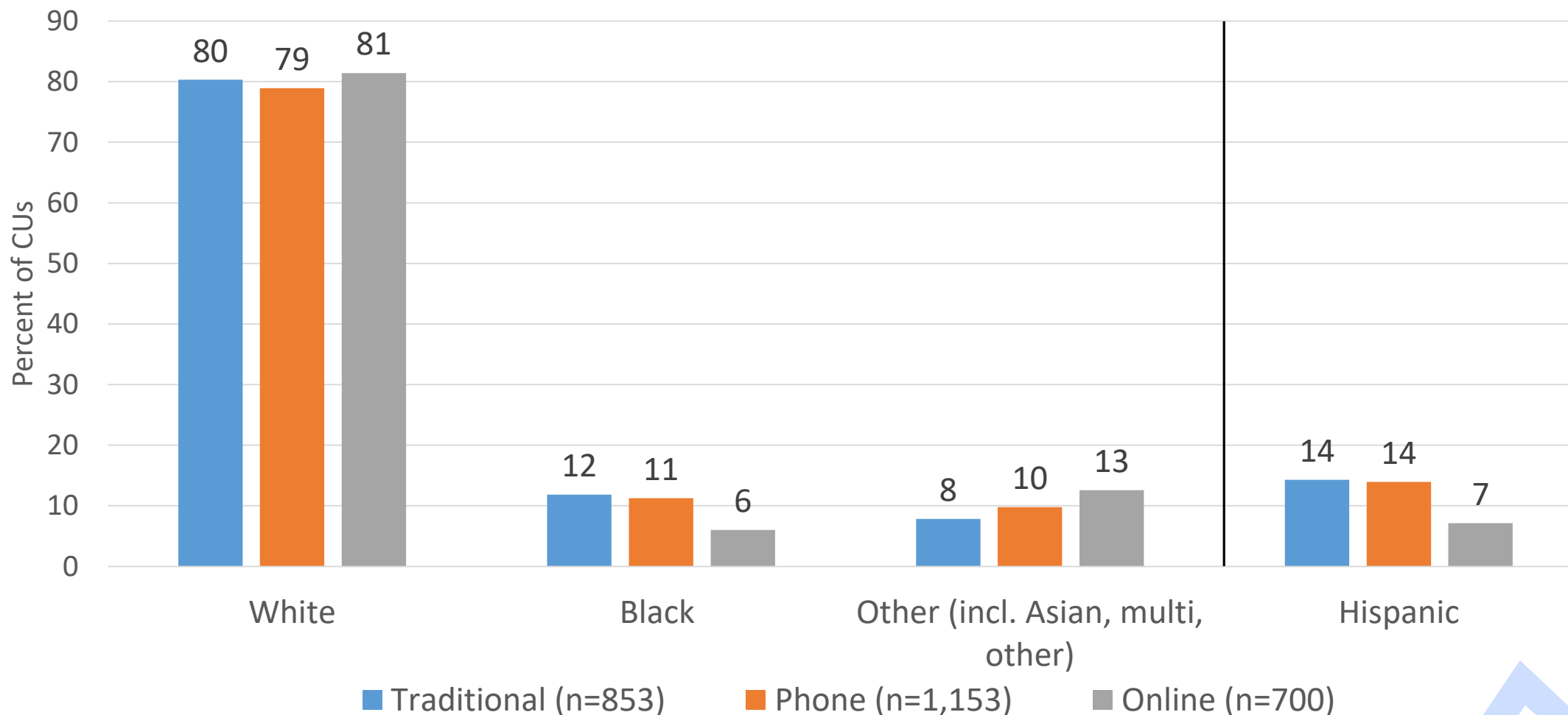


Analysis Outline

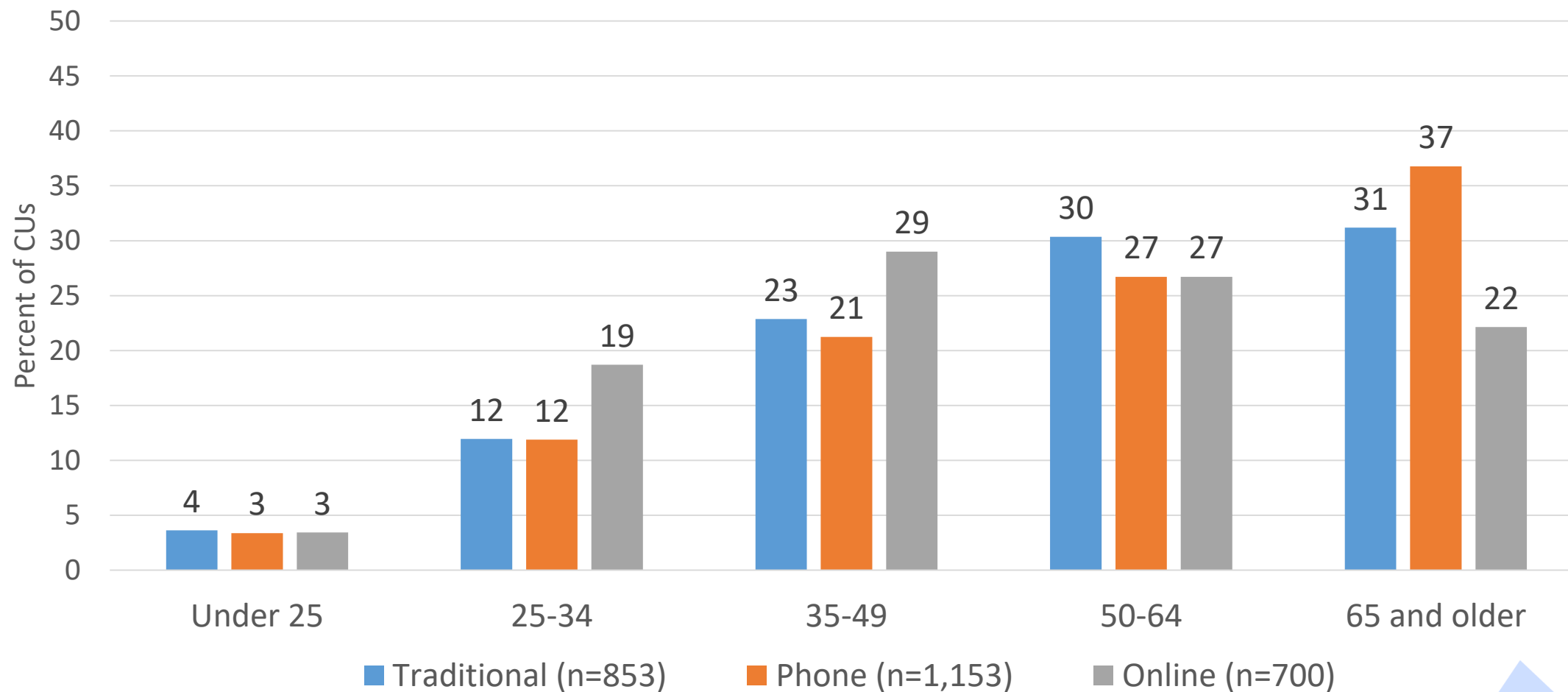
- Distribution of CU Demographics by Mode
- Diary Entries by Mode of Diary Completion
- Diarist Adherence to Itemization Instructions
- Diary Entries by whether Data Editing (Allocation) Occurred
- Regression of Diary Entries on Mode and Controls



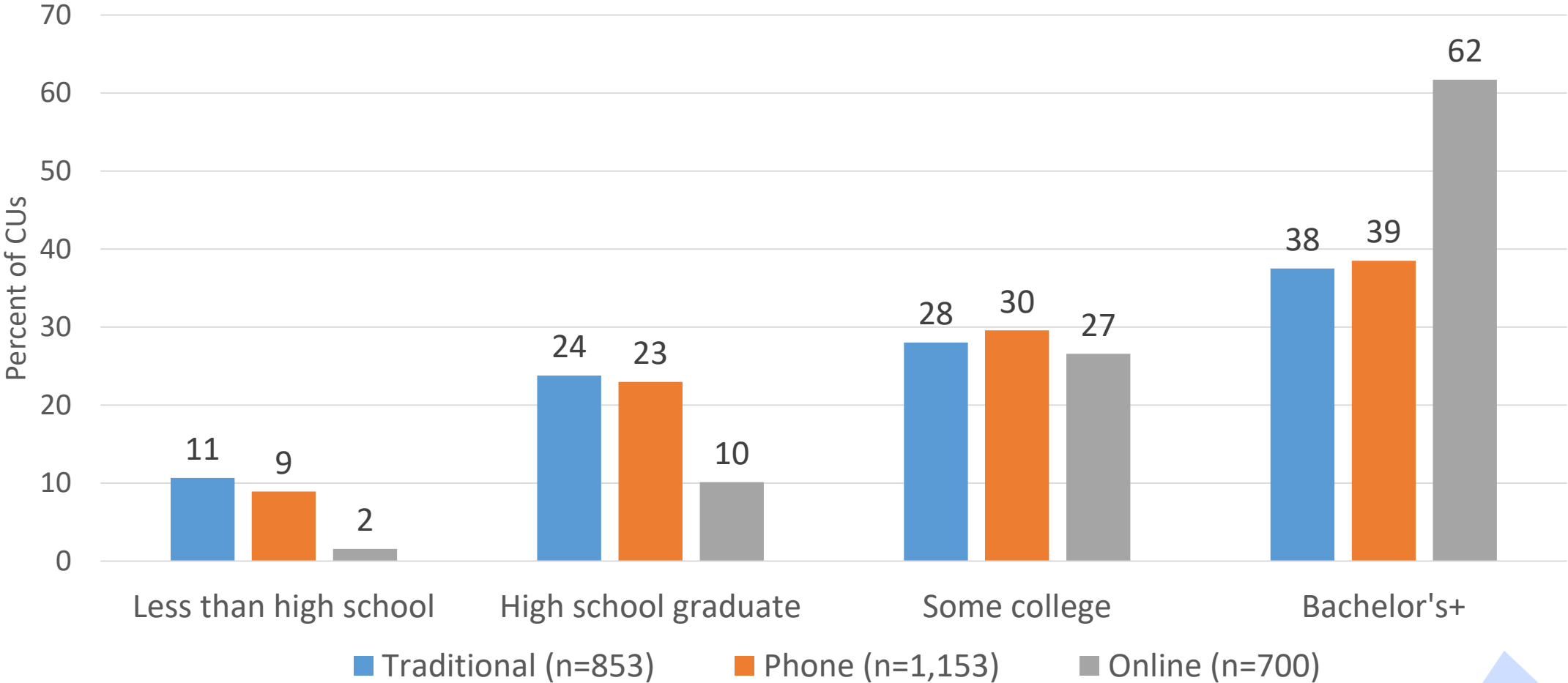
Race/Ethnicity of Reference Person



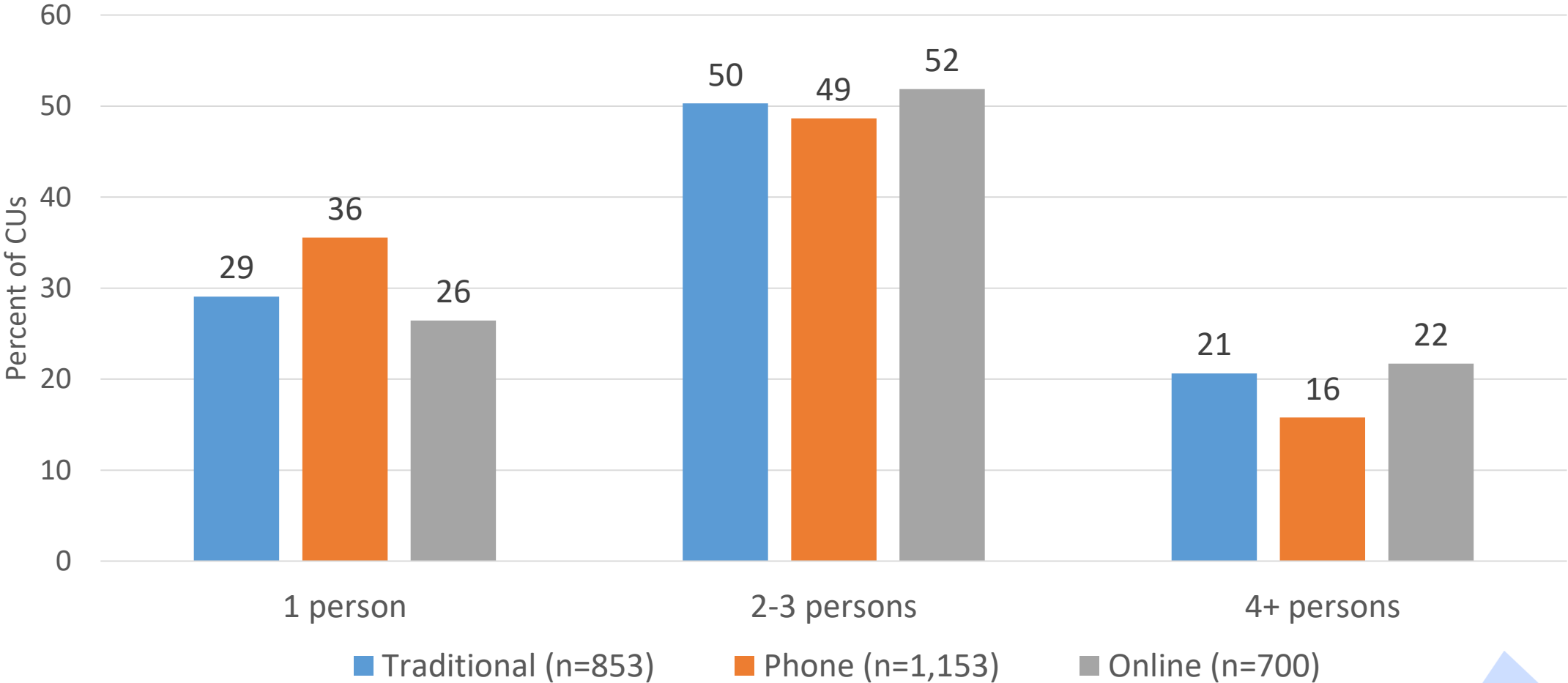
Age of Reference Person



Education of Reference Person



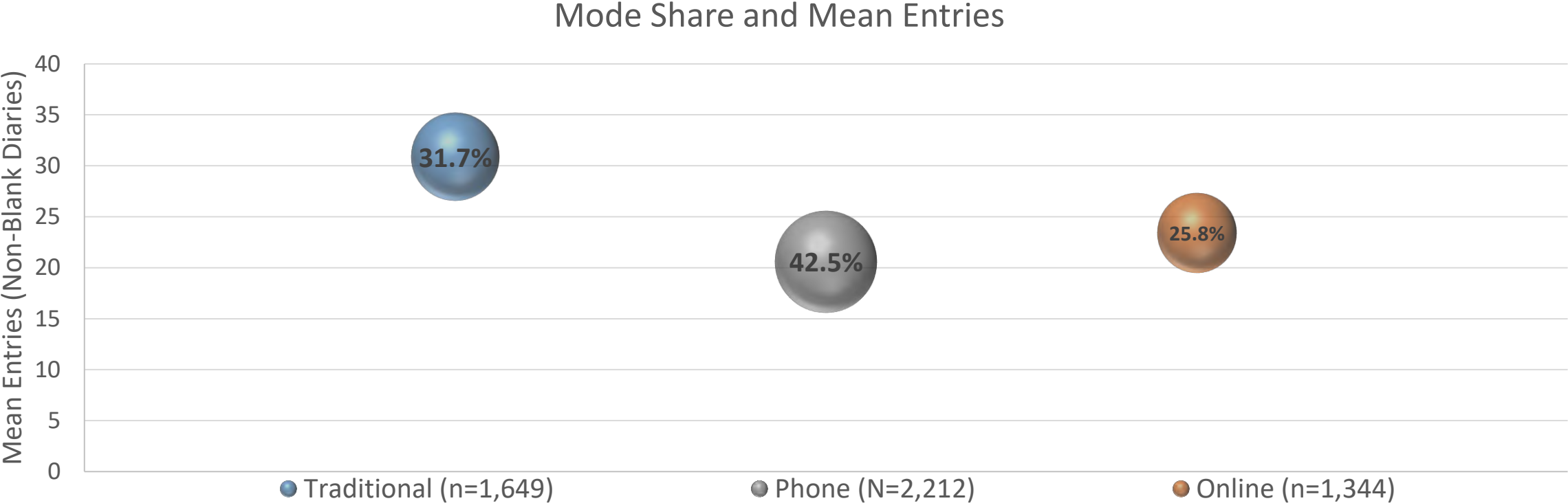
CU Size



CU Income by Mode

Mode	N (CUs)	Mean income before tax	Median income before tax
Traditional	853	\$77,905	\$54,695
Phone transcription	1,153	\$77,477	\$53,164
Online	700	\$114,136	\$90,800

Diary Data Collection Modes, Entries During Pandemic



Note: size of the ball indicates mode share of total diaries, height represents mean entries in that mode



Diary Grocery Reporting Instructions

- Respondents are instructed to itemize: report each individual food item purchased

Food and Drinks for Home Consumption										
What did you buy or pay for?		Is this item: Mark (X) one				Cost without tax		Mark (X) if purchased for someone not on your list	Name of Store or Website where purchased	
		fresh	frozen	bottled/ canned	other					
101	bread	X				1	49		Foodway Grocery Store	
102	eggs	X				1	50			
103	chicken wings		X			6	78			
104	apples	X				2	80			
105	beer			X		4	29			
106	milk	X				2	99			
107	orange juice			X		3	99			
108	candy				X	2	50			

Level of detail needed
 BEEF – Specify the cut and describe, such as round roast, ground beef, etc.
 PORK – Specify the cut and describe, such as whole ham, bacon, spareribs, etc.
 OTHER FOOD – Give a complete description, such as scalloped potatoes.

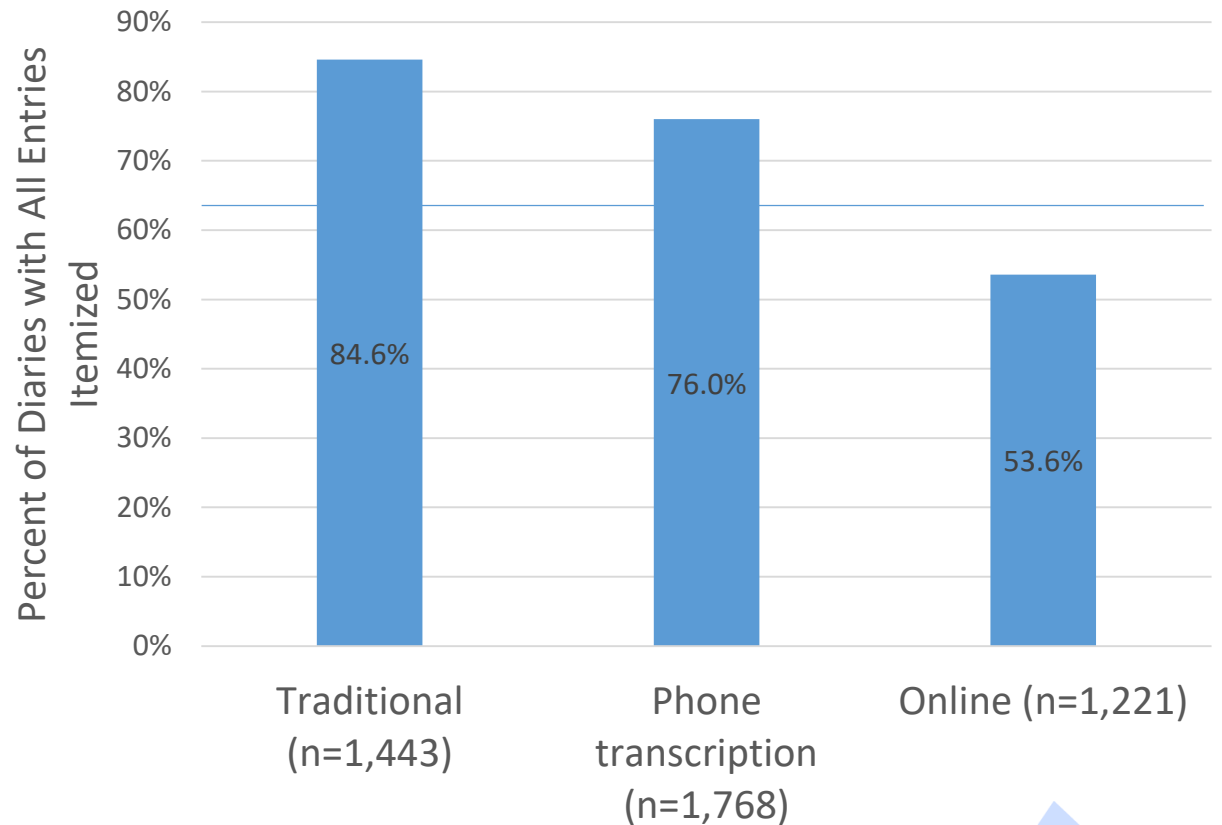


Adherence to Instructions Varied by Mode

- Overall compliance was good

	Number (diaries)	Percent
Itemized entries	3,218	72.6%
1+ non-itemized	1,214	27.4%
Total	4,432	100.0%

- Less compliance with itemization in online diaries



Diaries without Allocation

- Lack of itemization results in need for allocation (i.e., specific items determined using established patterns of itemized reporting)
- Yet allocation happened in most diaries in this period (79%)
- Unexpectedly, those with allocation had a larger number of entries (before allocation)

Presence of Allocation	Number (diaries)	Average number of entries (before allocation)	Median number of entries (before allocation)
No allocation carried out	1,107	11.4	7
Allocation carried out	4,098	28.2	21



Predictors of Number of Diary Entries (1 of 2)

Parameter	Coefficient	SE
Intercept	34.80	(1.750)*
Phone (v. Traditional)	-7.97	(1.364)*
Online (v. Traditional)	-11.11	(1.371)*
Involved Recall of Expenses	-5.08	(1.269)*
No Allocation	-13.75	(0.830)*
Ref. person HS or less (v. Col grad)	-7.12	(1.185)*
Ref. person some college (v. Col grad)	-4.64	(1.017)*
2 or 3 CU members (v. 1 member)	6.68	(1.019)*
4 or more CU members (v. 1 member)	14.52	(1.585)*
R ² = 0.20, n=5,205 diary weeks		

* P < 0.05



Predictors of Number of Diary Entries (1 of 2)

Parameter	Coefficient	SE
Intercept	34.80	(1.750)*
Phone (v. Traditional)	-7.97	(1.364)*
Online (v. Traditional)	-11.11	(1.371)*
Involved Recall of Expenses	-5.08	(1.269)*
No Allocation	-13.75	(0.830)*
Ref. person HS or less (v. Col grad)	-7.12	(1.185)*
Ref. person some college (v. Col grad)	-4.64	(1.017)*
2 or 3 CU members (v. 1 member)	6.68	(1.019)*
4 or more CU members (v. 1 member)	14.52	(1.585)*
R ² = 0.20, n=5,205 diary weeks		

* P < 0.05



Predictors of Number of Diary Entries (1 of 2)

Parameter	Coefficient	SE
Intercept	34.80	(1.750)*
Phone (v. Traditional)	-7.97	(1.364)*
Online (v. Traditional)	-11.11	(1.371)*
Involved Recall of Expenses	-5.08	(1.269)*
No Allocation	-13.75	(0.830)*
Ref. person HS or less (v. Col grad)	-7.12	(1.185)*
Ref. person some college (v. Col grad)	-4.64	(1.017)*
2 or 3 CU members (v. 1 member)	6.68	(1.019)*
4 or more CU members (v. 1 member)	14.52	(1.585)*

R² = 0.20, n=5,205 diary weeks

* P < 0.05



Predictors of Number of Diary Entries (1 of 2)

Parameter	Coefficient	SE
Intercept	34.80	(1.750)*
Phone (v. Traditional)	-7.97	(1.364)*
Online (v. Traditional)	-11.11	(1.371)*
Involved Recall of Expenses	-5.08	(1.269)*
No Allocation	-13.75	(0.830)*
Ref. person HS or less (v. Col grad)	-7.12	(1.185)*
Ref. person some college (v. Col grad)	-4.64	(1.017)*
2 or 3 CU members (v. 1 member)	6.68	(1.019)*
4 or more CU members (v. 1 member)	14.52	(1.585)*
$R^2 = 0.20$, n=5,205 diary weeks		

* P < 0.05



Predictors of Number of Diary Entries (2 of 2)

Parameter	Coefficient	SE
Ref. person aged 18-34 (v. 65+)	-3.60	(1.113)*
Ref. person aged 35-49 (v. 65+)	-0.58	(1.118)
Ref. person aged 50-64 (v. 65+)	1.25	(0.915)
Ref. person Black (v. White)	-4.92	(1.821)*
Ref. person Other (v. White)	-5.25	(1.241)*
CU in Northeast (v. West)	-2.11	(1.418)
CU in Midwest (v. West)	-0.72	(2.049)
CU in South (v. West)	-3.27	(1.504)*
R ² = 0.20, n=5,205 diary weeks		

* P < 0.05

Summary

- Fewer entries when interviews conducted in non-traditional manner (phone, online)
- Weaker adherence with diary-keeping instructions in new modes
- Allocation (needed if the entry is vague) associated with more entries
- Education, CU size, race, geography all factors in diary entries
- Return to baseline/average entries?



Contact Information

Brett McBride & Nikki Graf

mcbride.brett@bls.gov,

graf.nikki@bls.gov

