

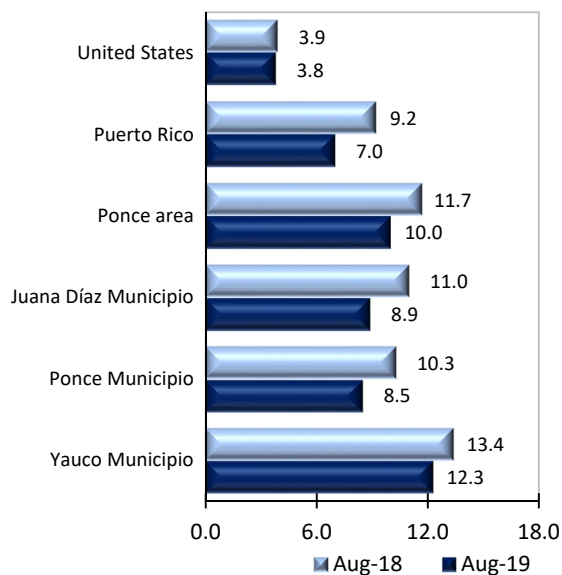
Ponce Area Economic Summary

Updated October 02, 2019

This summary presents a sampling of economic information for the area; supplemental data are provided for regions and the nation. Subjects include **unemployment, employment, wages, prices, spending, and benefits**. All data are not seasonally adjusted and some may be subject to revision. Area definitions may differ by subject. For more area summaries and geographic definitions, see www.bls.gov/regions/economic-summaries.htm.

Unemployment rates for the Ponce area, selected area counties, and the nation

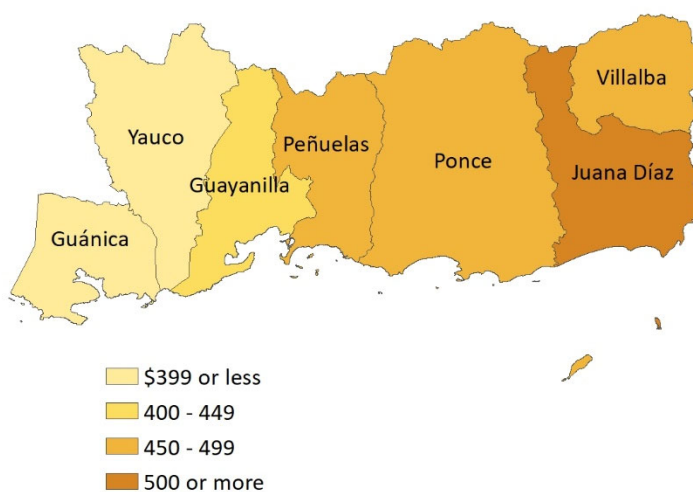
Unemployment rates



Source: U.S. BLS, Local Area Unemployment Statistics.

Average weekly wages for all industries by county

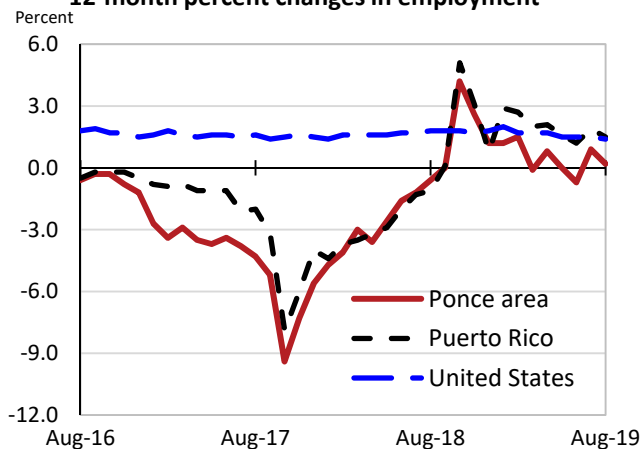
Ponce area, 1st quarter 2019
(U.S. = \$1,184; Area = \$446)



Source: U.S. BLS, Quarterly Census of Employment and Wages.

Over-the-year changes in employment on nonfarm payrolls and employment by major industry sector

12-month percent changes in employment



Source: U.S. BLS, Current Employment Statistics.

Ponce area employment (numbers in thousands)	Aug. 2019	Change from Aug. 2018 to Aug. 2019	
		Number	Percent
Total nonfarm	66.5	0.1	0.2
Mining, logging, and construction	2.1	-0.2	-8.7
Manufacturing	7.8	0.1	1.3
Trade, transportation, and utilities	12.4	-0.6	-4.6
Information	0.7	0.1	16.7
Financial activities	2.0	0.1	5.3
Professional and business services	-	-	-
Education and health services	11.0	0.4	3.8
Leisure and hospitality	5.9	0.1	1.7
Other services	-	-	-
Government	18.4	0.2	1.1

Source: U.S. BLS, Current Employment Statistics.

