

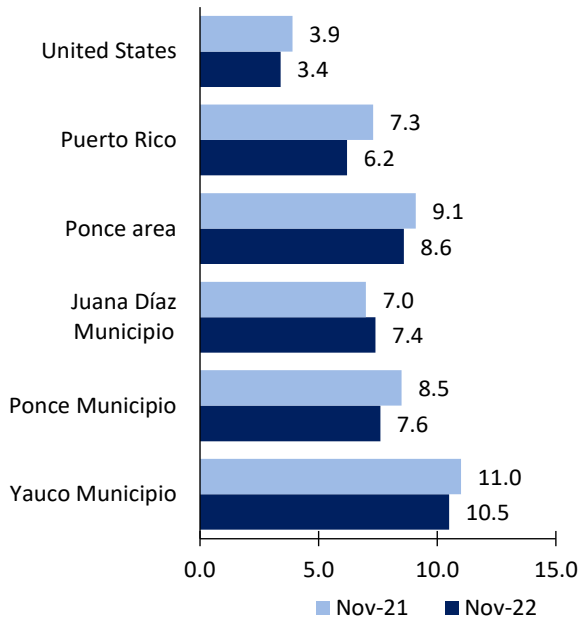
Ponce Area Economic Summary

Updated January 06, 2023

This summary presents a sampling of economic information for the area; supplemental data are provided for regions and the nation. Subjects include **unemployment, employment, wages, prices, spending, and benefits**. All data are not seasonally adjusted and some may be subject to revision. Area definitions may differ by subject. For more area summaries and geographic definitions, see www.bls.gov/regions/economic-summaries.htm.

Unemployment rates for the nation and selected areas

Unemployment rates

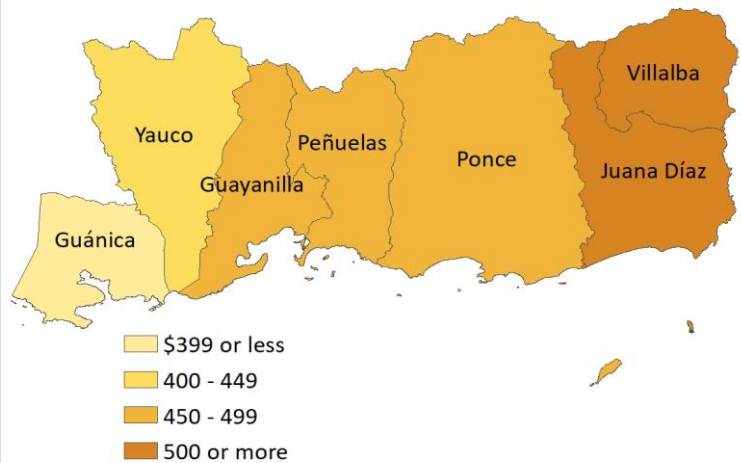


Source: U.S. BLS, Local Area Unemployment Statistics.

Average weekly wages for all industries by county

Ponce area, second quarter 2022

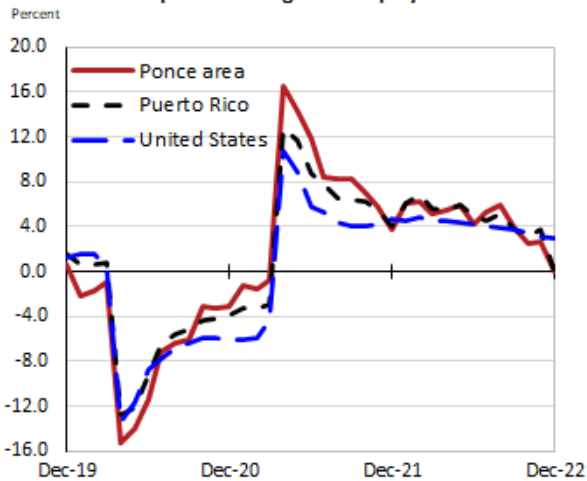
(U.S. = \$1,294; Area = \$490)



Source: U.S. BLS, Quarterly Census of Employment and Wages.

Over-the-year changes in employment on nonfarm payrolls and employment by major industry sector

12-month percent changes in employment



Source: U.S. BLS, Current Employment Statistics.

Ponce area employment (number in thousands)	Nov. 2022	Change from Nov. 2021 to Nov. 2022	
		Number	Percent
Total nonfarm	72.9	1.9	2.7
Mining, logging, and construction	2.3	-0.1	-4.2
Manufacturing	9.6	0.8	9.1
Trade, transportation, and utilities	14.3	0.4	2.9
Information	0.5	0.0	0.0
Financial activities	2.5	0.1	4.2
Professional and business services	-	-	-
Education and health services	11.8	0.6	5.4
Leisure and hospitality	7.5	0.5	7.1
Other services	-	-	-
Government	16.5	-0.5	-2.9

Source: U.S. BLS, Current Employment Statistics.

